



Independent Auditors Certificate on the Statement of borrowings, seller's side bill discounting and corresponding interest and other related costs for the year ended 31 March 2023

To
The Board of Directors
Tata Power Delhi Distribution Limited
NDPL House, Hudson Lines, Kingsway Camp
New Delhi- 110009


1. The accompanying Statements ('the Statements') containing below mentioned details have been prepared by the management of the Company for the purpose of onwards submission to Delhi Electricity Regulatory Commission ('DERC') for true up of Annual Revenue Requirement which has been initialled by us for identification Purposes only.
 - a) Borrowings of the Company and corresponding interest thereon for the year ended 31 March 2023 and
 - b) Seller's side bill discounting facility availed by the Company for invoices related to power purchase and transmission charges and corresponding bill discounting charges including interest cost borne by the Company.

Management's Responsibility for the Statement

2. The management of the Company is responsible for preparation of the accompanying statements (**Attachment I to VII**), including preparation and maintenance of all accounting and other relevant supporting records and documents. This responsibility includes the design, implementation and maintenance of internal controls relevant to the preparation and presentation of the Statement and applying an appropriate basis of preparation; and making estimates that are reasonable in the circumstances.
3. The management is also responsible for ensuring that the company complies with the requirements in relation to the Statements and for providing all relevant information to the DERC.

Auditor's Responsibility

4. Pursuant to the requirements as mentioned in Paragraph 1 above, our responsibility is to provide reasonable assurance in the form of an opinion as to whether the details as mentioned in the accompanying statements are in agreement with the audited standalone financial statements and underlying books of accounts and other related records of the Company for the year ended 31 March 2023, and the computation thereof is arithmetically correct.
5. The audited standalone financial statements for the year ended 31st March 2023, referred to in paragraph 5 above have been audited by us, on which we have issued an unmodified opinion vide our report dated 17th April 2023.
6. We have performed the audit procedures in accordance with the Guidance Note on Audit Reports and Certificates for Special Purpose (Revised 2016) ('the Guidance Note') issued by the Institute of Chartered Accountants of India (ICAI). The Guidance Note requires that we comply with the ethical requirements of the Code of Ethics issued by the Institute of Chartered Accountants of India. Our scope of work did not involve us performing audit tests for the purposes of expressing an opinion on the fairness or accuracy of any of the financial information or the financial statements of the company taken as a whole. We have not performed an audit, the objective of which would be the



expression of an opinion on the financial statements, specified elements, accounts or items thereof, for the purpose of this certificate. Accordingly, we do not express such opinion.

7. We have complied with the relevant applicable requirements of the Standard on Quality Control (SQC) 1, Quality Control for Firms that Perform Audit and Reviews of Historical Financial Information, and Other Assurance and Related Services Engagements issued by the ICAI.

Opinion

8. Based on our examination, as above, evidences obtained and the information and explanations, along with the representations provided by the Management, we are of the opinion that the details as mentioned in the accompanying statements (**Attachment I to VII**) are in agreement with the audited financial statements and underlying books of accounts and other relevant records of the Company for the year ended 31 March 2023, and the computation thereof is arithmetically correct.

Restriction on Distribution or Use

9. The certificate is addressed to and provided to the Board of Directors of the Company solely for the purpose of enabling it to submit the certificate along with accompanying statements to DERC, and should not be used, referred to or distributed for any other purpose or to any other party without our prior written consent. Accordingly, we do not accept or assume any liability or any duty of care for any other purpose or to any other person to whom this certificate is shown or into whose hands it may come without our prior consent in writing.


For T R Chadha & Co LLP
Chartered Accountants
Firm Registration No.: 006711N/N500028



Hitesh Garg
Partner
Membership No: 502955

Date: 16th August 2023
Place: Noida

UDIN: 23502955BGQPZS6475





TATA Power Delhi Distribution Limited

(In. Rs.)

Details of Term Loans - Capex for FY 2022-23											(in Rs.)
S. no	Name of Lender	Opening Balance	Addition during the year	Addition during the year (due to refinancing)	Repayment during the year	Repayment during the year (due to refinancing)	Closing Balance	Refer Note of audited financial statement for FY 2022-23	Total Interest for the FY 2022-23	Refer Note of audited financial statement for FY 2022-23	
Distribution Loans											
1	Canara Bank	1,20,13,88,882	-	-	48,61,11,112	-	71,52,77,770	Note 17.1(i) (c) Note 23.3 (a) (iii)	7,37,82,458		
2	HDFC Bank Ltd.	4,80,20,83,335	-	-	55,20,83,332	3,06,25,00,000	1,18,75,00,003	Note 17.1(i) (e) Note 23.3 (a) (iv)	31,87,64,484		
3	Indian Bank	62,50,00,000	-	1,43,75,00,000	12,50,00,000	-	1,93,75,00,000	Note 17.1(i) (f) Note 23.3 (a) (v)	6,24,76,241		
4	Punjab National Bank	1,68,75,00,000	-	-	25,00,00,000	-	1,43,75,00,000	Note 17.1(i) (g) Note 23.3 (a) (vi)	11,58,99,315		
5	Punjab & Sind Bank	50,00,00,000	-	-	12,50,00,000	-	37,50,00,000	Note 17.1(i) (h) Note 23.3 (a) (vii)	3,07,37,158		
6	State Bank of India	6,33,20,31,250	-	-	70,31,25,000	-	5,62,89,06,250	Note 17.1(i) (i) Note 23.3 (a) (viii)	43,12,20,029		
7	Axis Bank Limited	-	1,00,00,00,000	1,62,50,00,000	-	-	2,62,50,00,000	Note 17.1(i) (a) Note 23.3 (a) (i)	5,94,349		
Sub-Total (Distribution)*		15,14,80,03,467	1,00,00,00,000	3,06,25,00,000	2,24,13,19,444	3,06,25,00,000	13,90,66,84,023		1,03,34,74,033		
Generation Loans*											
1	State Bank of India	10,54,68,750	-	-	4,68,75,000	-	5,85,93,750	Note 17.1(i) (i) Note 23.3 (a) (viii)	59,80,656		
Sub-Total (Generation)*		10,54,68,750	-	-	4,68,75,000	-	5,85,93,750		59,80,656		
Total-"C" - (A+B)		15,25,34,72,217	1,00,00,00,000	3,06,25,00,000	2,28,81,94,444	3,06,25,00,000	13,96,62,77,773		1,03,94,54,690		
Note 32 (a) (i)											



Note 32 (a) (i)



Details of Term Loans Revenue Gap for FY 2022-23									
S. no	Name of Lender	Opening Balance	Addition during the year	Addition during the year (due to refinancing)	Repayment during the year	Repayment during the year (due to refinancing)	Closing Balance	Refer Note of audited financial statement for FY 2022-23	Total Interest for the FY 2022-23
Distribution Loans									
1	Indian Bank (Post merger of Allahabad Bank & Axis Bank Ltd.)	1,21,35,41,664	-	-	47,91,66,668	-	73,43,74,996	Note 17.1(i) (i) Note 23.3 (a) (v)	7,07,90,297
2	Axis Bank Ltd.	1,38,80,71,428	-	49,96,56,704	67,38,00,000	71,42,71,428	49,96,56,704	Note 17.1(i) (a) Note 23.3 (a) (i)	6,50,06,580
3	Canara Bank	1,16,66,66,670	-	-	33,33,33,332	-	83,33,33,338	Note 17.1(i) (c) Note 23.3 (a) (iii)	7,86,07,991
4	Bank of Baroda (Post merger with Dena Bank)	66,66,66,664	-	-	16,66,66,668	49,99,99,996	-	Note 17.1(i) (b) Note 23.3 (a) (ii)	4,19,89,612
5	HDFC Bank Ltd.	4,13,47,22,227	-	-	1,15,55,55,553	2,00,00,00,000	97,91,66,674	Note 17.1(i) (e) Note 23.3 (a) (iv)	20,51,59,841
6	Indian Bank	49,99,99,996	-	1,21,42,71,428	16,66,66,668	-	1,54,76,04,756	Note 17.1(i) (f) Note 23.3 (a) (v)	3,89,22,724
7	Punjab & Sindh Bank	2,14,58,00,000	-	-	1,04,18,00,000	-	1,10,40,00,000	Note 17.1(i) (f) Note 23.3 (a) (vii)	11,10,72,095
8	Deutsche Bank	-	-	1,50,00,00,000	-	-	1,50,00,00,000	Note 17.1 (i) (d)	5,94,79,726
	Total-"D" - (Distribution)	11,21,54,68,649	-	3,21,39,28,132	4,01,69,88,889	3,21,42,71,424	7,19,81,36,468		67,10,28,865
	# Other Adjustment-"E"								(37,79,582)
	Total Term Loans -"F" (C+D+E)	26,46,89,40,866	1,00,00,00,000	6,27,64,28,132	6,30,51,83,333	6,27,67,71,424	21,16,34,14,241		1,70,67,03,973
									Note 32(a)(i)

Details of Short Term Loans for FY 2022-23								
S No	Name of Lender	Opening Balance	Addition during the year	Repayment during the year	Closing Balance	Refer Note of audited financial statement for FY 2022-23	Total Interest for the FY 2022-23	Refer Note of audited financial statement for FY 2022-23
1	Indian Bank	-	1,80,00,00,000	1,00,00,00,000	80,00,00,000	Note 23.2 (b) (i)	26,26,301	
2	Commercial Paper **	-	5,93,91,23,000	5,93,91,23,000	-	Note 23.2 (d)	6,08,77,000	
3	Karnataka Bank	-	6,00,00,00,000	5,30,00,00,000	70,00,00,000	Note 23.2 (b) (ii)	7,31,11,507	Note 32 (a) (ii)
4	Deutsche Bank AG	-	19,75,00,00,000	19,75,00,00,000	-	Note 23.1 (b) (i)	5,62,23,137	
	# Other Adjustments						(6,363)	
	Total-"G"	-	33,48,91,23,000	31,98,91,23,000	1,50,00,00,000		\$ 9,28,31,583	

Details of Working Capital (WCGL) for FY 2022-23								
S No	Name of Lender	Opening Balance	Addition during the year	Repayment during the year	Closing Balance	Refer Note of audited financial statement for FY 2022-23	Total Interest for the FY 2022-23	Refer Note of audited financial statement for FY 2022-23
1	Axis Bank Ltd.	80,04,677	23,79,30,84,326	23,80,10,89,003	-		9,50,70,235	
2	HDFC Bank Ltd.	90,00,00,000	8,60,07,88,260	8,50,00,00,000	1,00,07,88,260	Note 23.2(c) (ii) & Note 23.1 (b) (i)	6,01,29,241	
3	State Bank of India	-	8,15,00,00,000	8,15,00,00,000	-		4,03,87,693	
4	Yes Bank Ltd.	16,00,00,000	-	2,95,00,000	13,05,00,000	Note 23.1(b) (ii)	1,04,72,049	Note 32(a)(i)
5	Canara Bank	-	8,65,00,00,000	8,65,00,00,000	-		2,55,52,373	
6	Standard Charter	-	2,20,00,00,000	2,20,00,00,000	-		49,83,288	
7	IDFC First Bank Ltd.	-	1,31,807	1,31,807	-		210	
	Total-"H"	1,06,80,04,677	51,39,40,04,393	51,33,07,20,810	1,13,12,88,260		23,65,95,088	



Details of Working Capital (Cash Credit) for FY 2022-23							
S No	Name of Lender	Opening Balance***	Addition during the year***	Repayment during the year***	Closing Balance***	Refer Note of audited financial statement for FY 2022-23	Refer Note of audited financial statement for FY 2022-23
1	Axis Bank Ltd.	1,12,20,03,642	-	-	32,82,41,088	Note 23.2(a)(i)	70,59,045
2	Canara Bank	-	-	-	-	-	53,24,081
3	HDFC Bank Ltd.	16,65,82,123	-	-	29,39,35,301	Note 23.1(a)	1,06,02,470
4	Punjab National Bank	-	-	-	-	-	457
5	State Bank of India	-	-	-	-	-	21,72,783
6	Yes Bank Ltd.	-	-	-	-	-	4,87,331
	Total: "I"	1,28,85,85,765	-	-	62,21,76,389	-	2,56,46,168
	# Other Adjustment	-	-	-	-	-	150
	Total: "J"	1,28,85,85,765	-	-	62,21,76,389	-	2,56,46,318
	Total Short Term & Working Capital- K= (G+H+J)	2,35,65,90,442	84,88,31,27,393	83,31,98,43,810	3,25,34,64,649	-	45,50,72,989
							Note 32(a)(ii)

Details of Bill Discounting (Trade Payable) for FY 2022-23							
S No	Name of Vendor	Opening Balance	Addition during the year	Repayment during the year	Closing Balance	Refer Note of audited financial statement for FY 2022-23	Refer Note of audited financial statement for FY 2022-23
1	DVC	28,98,60,629	33,06,72,793	28,98,60,629	33,06,72,793	-	1,67,86,549
2	NHPC	38,94,67,024	-	38,94,67,024	-	-	84,67,649
3	CTUIL (earlier PGCIL)	48,38,00,000	87,39,00,000	94,46,00,000	41,31,00,000	Note 24.1	2,61,52,343
4	SJVNL	17,40,37,996	-	17,40,37,996	-	-	60,76,113
	Total: "L"	1,33,71,65,649	1,20,45,72,793	1,79,79,65,649	74,37,72,793	-	5,74,82,655
	Total Short Term, Working Capital & Bill Discounting- (K+L)	3,69,37,56,091	86,08,77,00,186	85,11,78,09,459	3,99,72,37,442	-	51,25,55,644
							Note 32(a)(ii)

* Interest Cost of loans for generation business represents cost incurred on actual borrowings and does not include interest cost on normative loans.

**Value of Commercial Paper represents discounted value. The difference between discounted value and face value is on account of interest, which is charged to statement of profit and loss on accrual basis and is disclosed in the Interest cost column.


Other Adjustments relate to difference between interest amount as per applicable rate according to loan agreement V/s the interest amount deducted by the bank from company's account.

\$ Interest of Rs. 19,28,31,583/- does not include reversal of provision of Rs. 17.41 lacs. Hence balance as per financials of 2022-23 is Rs. 19,10,91,000/-

***In respect of cash credit accounts the opening and closing balance have been given only where the facility has been utilized by the company as on that date, however total interest amount indicates total interest cost incurred during the year. Further, the amount of addition and repayment during the year have not been given due to frequent utilization and repayment of loan facility during the year.

Note:

Classification of borrowings into capex loans and other loans is as per terms of sanction/agreement and is certified by the Company.




For and on behalf of
TATA Power Delhi Distribution Limited

Suranjit Mishra
Suranjit Mishra
Chief Financial Officer

Place: New Delhi

Date: 16/08/2023



TATA Power Delhi Distribution Limited

(in Rs.)

Loan details - Capex for FY 2022-23																													
Serial No.	Name of Lender	Loan No.	Date of Sanction	Date of Agreement	Amount	Details of Sanction				Security	Basis of Rate of Interest	Opening Balance	Principal				Interest Payment during FY 2022-23							Accrued Interest for FY 2022-23			Weighted Average Rate of Interest		
						Period of Loan (Years)	Mortgagor Period, if Any	Secured or Unsecured	Disbursed				Repaid	Closing Balance	From	To	Days	MCLR	Spread	Rate of Interest	Accrued Interest as on 01.04.2022 (paid during the FY 22-23)	Interest Paid pertaining to Current Year (Refer Note)	Date of Payment of Interest	Payment Bank	From	To		Accrued Interest as on 31.03.2023	Total Interest for FY 2022-23
Distribution Loans																													
1	Canara Bank	1098773000065	17.05.2013	28.06.2013	Rs. 100 Core	10 Years	1 Year	Secured	1st part-passu charge on fixed assets and 3rd part-passu charge on receivables	Floating	13,88,88,882		2,77,77,778	30-Apr-22	13,88,88,882	1-Apr-22	29-Apr-22	29.00	7.35%	7.35%	8,11,073	30-Apr-22	Axis OD			8,11,073			
											13,88,88,882				11,11,11,104	30-Apr-22	30-Apr-22	1.00	7.35%	7.35%	22,374	30-Apr-22	Axis OD			22,374			
											11,11,11,104				11,11,11,104	1-Jun-22	31-May-22	31.00	7.35%	7.35%	6,93,607	1-Jun-22	Axis OD			6,93,607			
											11,11,11,104				11,11,11,104	1-Jun-22	18-Jun-22	18.00	7.35%	7.35%	4,02,740	1-Jul-22	Axis OD			4,02,740			
											11,11,11,104				11,11,11,104	19-Jun-22	30-Jun-22	12.00	7.40%	7.40%	2,70,320	1-Jul-22	Axis OD			2,70,320			
											11,11,11,104				11,11,11,104	1-Jul-22	30-Jul-22	30.00	7.40%	7.40%	6,75,799	1-Aug-22	Axis OD			6,75,799			
											8,33,33,326		2,77,77,778	30-Jul-22	8,33,33,326	31-Jul-22	31-Jul-22	1.00	7.40%	7.40%	16,895	1-Aug-22	Axis OD			16,895			
											8,33,33,326				8,33,33,326	1-Aug-22	31-Aug-22	31.00	7.40%	7.40%	5,23,744	1-Sep-22	Axis OD			5,23,744			
											8,33,33,326				8,33,33,326	1-Sep-22	30-Sep-22	30.00	7.40%	7.40%	5,06,849	1-Oct-22	Axis OD			5,06,849			
											8,33,33,326				8,33,33,326	1-Oct-22	30-Oct-22	30.00	7.40%	7.40%	5,06,849	1-Nov-22	Axis OD			5,06,849			
											8,33,33,326		2,77,77,778	31-Oct-22	5,55,55,548	31-Oct-22	31-Oct-22	1.00	7.40%	7.40%	11,263	1-Nov-22	Axis OD			11,263			
											5,55,55,548				5,55,55,548	1-Nov-22	30-Nov-22	30.00	7.40%	7.40%	3,37,899	1-Dec-22	Axis OD			3,37,899			
											5,55,55,548				5,55,55,548	1-Dec-22	31-Dec-22	31.00	7.40%	7.40%	3,49,163	31-Dec-22	Axis OD			3,49,163			
											5,55,55,548				5,55,55,548	31-Jan-23	30-Jan-23	30.00	7.40%	7.40%	3,37,899	1-Feb-23	Axis OD			3,37,899			
											5,55,55,548		2,77,77,770	31-Jan-23	5,55,55,548	31-Jan-23	31-Jan-23	1.00	7.40%	7.40%	5,632	1-Feb-23	Axis OD			5,632			
											2,77,77,770				2,77,77,770	1-Feb-23	28-Feb-23	28.00	7.40%	7.40%	1,57,686	1-Mar-23	Axis OD			1,57,686			
											2,77,77,770				2,77,77,770	1-Mar-23	31-Mar-23	31.00	7.40%	7.40%	1,74,581	31-Mar-23	Axis OD			1,74,581			
206535	Sub-Total										13,88,88,882		11,11,11,112		2,77,77,778						58,04,375					58,04,375	7.38%		
2	Canara Bank	1098773000069	12.04.2014	24.04.2014	Rs. 200 Core	10 Years	2 Years	Secured	1st part-passu charge on fixed assets and 3rd part-passu charge on receivables	Floating	50,00,00,000		6,25,00,000	1-Jun-22	50,00,00,000	1-Apr-22	30-Apr-22	30.00	7.25%	0.00%	7.25%	29,79,452	30-Apr-22	Axis OD			29,79,452		
											50,00,00,000				50,00,00,000	1-May-22	31-May-22	31.00	7.25%	0.00%	7.25%	30,78,767	1-Jun-22	Axis OD			30,78,767		
											50,00,00,000				50,00,00,000	1-Jun-22	30-Jun-22	30.00	7.25%	0.00%	7.25%	29,79,452	1-Jul-22	Axis OD			29,79,452		
											43,75,00,000		6,25,00,000	1-Jul-22	43,75,00,000	1-Jul-22	31-Jul-22	31.00	7.25%	0.00%	7.25%	26,53,521	1-Aug-22	Axis OD			26,53,521		
											43,75,00,000				43,75,00,000	1-Aug-22	31-Aug-22	31.00	7.25%	0.00%	7.25%	26,53,521	1-Sep-22	Axis OD			26,53,521		
											43,75,00,000		6,25,00,000	1-Oct-22	43,75,00,000	1-Sep-22	30-Sep-22	30.00	7.25%	0.00%	7.25%	26,07,021	1-Oct-22	Axis OD			26,07,021		
											37,50,00,000				37,50,00,000	1-Oct-22	31-Oct-22	31.00	7.25%	0.00%	7.25%	23,09,075	1-Nov-22	Axis OD			23,09,075		
											37,50,00,000				37,50,00,000	1-Nov-22	30-Nov-22	30.00	7.25%	0.00%	7.25%	22,34,589	1-Dec-22	Axis OD			22,34,589		
											37,50,00,000				37,50,00,000	1-Dec-22	31-Dec-22	31.00	7.25%	0.00%	7.25%	23,09,075	31-Dec-22	Axis OD			23,09,075		
											37,50,00,000		6,25,00,000	31-Dec-22	31,25,00,000	1-Jan-23	31-Jan-23	31.00	7.25%	0.00%	7.25%	19,24,229	1-Feb-23	Axis OD			19,24,229		
											31,25,00,000				31,25,00,000	1-Feb-23	28-Feb-23	28.00	7.25%	0.00%	7.25%	17,38,014	1-Mar-23	Axis OD			17,38,014		
											31,25,00,000		6,25,00,000	31-Mar-23	31,25,00,000	1-Mar-23	31-Mar-23	31.00	7.25%	0.00%	7.25%	19,24,229	31-Mar-23	Axis OD			19,24,229		
206537	Sub-Total										50,00,00,000		25,00,00,000		25,00,00,000						2,94,71,747					2,94,71,747	7.25%		
3	Canara Bank	1098773000071	30.12.2015	23.12.2016	Rs. 100 Core	10 Years	2 Years	Secured	1st part-passu charge on fixed assets and 3rd part-passu charge on receivables	Floating	56,25,00,000		3,12,50,000	1-Jul-22	56,25,00,000	1-Apr-22	30-Apr-22	30.00	7.25%	0.00%	7.25%	33,51,884	30-Apr-22	Axis OD			33,51,884		
											56,25,00,000				56,25,00,000	1-May-22	31-May-22	31.00	7.25%	0.00%	7.25%	34,63,613	1-Jun-22	Axis OD			34,63,613		
											56,25,00,000		3,12,50,000	1-Jul-22	56,25,00,000	1-Jun-22	30-Jun-22	30.00	7.25%	0.00%	7.25%	35,51,884	1-Jul-22	Axis OD			35,51,884		
											53,12,50,000				53,12,50,000	1-Jul-22	31-Jul-22	31.00	7.25%	0.00%	7.25%	32,71,190	1-Aug-22	Axis OD			32,71,190		
											53,12,50,000				53,12,50,000	1-Aug-22	31-Aug-22	31.00	7.25%	0.00%	7.25%	32,71,190	1-Sep-22	Axis OD			32,71,190		
											53,12,50,000		3,12,50,000	1-Oct-22	53,12,50,000	1-Sep-22	30-Sep-22	30.00	7.25%	0.00%	7.25%	31,65,668	1-Oct-22	Axis OD			31,65,668		
											50,00,00,000				50,00,00,000	1-Oct-22	31-Oct-22	31.00	7.25%	0.00%	7.25%	30,78,767	1-Nov-22	Axis OD			30,78,767		
											50,00,00,000				50,00,00,000	1-Nov-22	30-Nov-22	30.00	7.25%	0.00%	7.25%	29,79,452	1-Dec-22	Axis OD			29,79,452		
											50,00,00,000				50,00,00,000	1-Dec-22	25-Dec-22	25.00	7.25%	0.00%	7.25%	24,82,877	31-Dec-22	Axis OD			24,82,877		
											50,00,00,000		3,12,50,000	31-Dec-22	50,00,00,000	26-Dec-22	31-Dec-22	6.00	8.15%	0.00%	8.15%	6,69,863	31-Dec-22	Axis OD			6,69,863		
											46,87,50,000				46,87,50,000	1-Jan-23	31-Jan-23	31.00	8.15%	0.00%	8.15%	32,44,649	1-Feb-23	Axis OD			32,44,649		
											46,87,50,000				46,87,50,000	1-Feb-23	28-Feb-23	28.00	8.15%	0.00%	8.15%	29,30,651	1-Mar-23	Axis OD			29,30,651		
											46,87,50,000		3,12,50,000	31-Mar-23	46,87,50,000	1-Mar-23	31-Mar-23	31.00	8.15%	0.00%	8.15%	32,44,649	31-Mar-23	Axis OD			32,44,649		
206542	Sub-Total										56,25,00,000		12,50,00,000		43,75,00,000						3,85,06,336					3,85,06,336	7.47%		
4	HDFC Bank Ltd.	003LN06182120001	25.06.2018	20.07.2018	Rs. 100 Core (Tranche 1 of Rs. 20 Cr.)	10 Years	2 Years	Secured	1st part-passu charge on fixed assets and 3rd part-passu charge on receivables	Floating	16,25,00,000		62,50,000	15-Apr-22	16,25,00,000	1-Apr-22	14-Apr-22	14.00	7.20%	0.10%	7.30%	10,07,500	1-May-22	HDFC CC			10,07,500		
											16,25,00,000				16,25,00,000	15-Apr-22	30-Apr-22	16.00	7.20%	0.10%	7.30%	5,00,000	1-May-22	HDFC CC			5,00,000		
											15,62,50,000				15,62,50,000	1-May-22													

Loan details - Capex for FY 2022-23																														
Serial No.	Name of Lender	Loan No.	Date of Sanction	Date of Agreement	Amount	Details of Sanction				Basis of Rate of Interest	Principal				Interest Payment during FY 2022-23										Accrued Interest for FY 2022-23			Weighted Average Rate of Interest		
						Period of Loan (Years)	Moratorium Period, if Any	Secured or Unsecured	Security		Opening Balance	Disbursed	Date of Disbursement of	Repayment	Date of Repayment	Closing Balance	From	To	Days	MCLR	Spread	Rate of Interest	Accrued Interest as on 01.04.2022 (paid during the FY 22-23)	Interest Paid pertaining to Current Year (Refer Note)	Date of Payment of Interest	Payment Bank	From		To	Accrued interest as on 31.03.2023
6	HDFC Bank Ltd.	003LN06182260001	25.06.2018	20.07.2018	Rs. 100 Core (Tranche 3 of Rs. 70 Cr.)	10 Years	2 Years	Secured	1st pari-passu charge on fixed assets and 3rd pari-passu charge on receivables	Floating	56,87,50,000			2,18,75,000	15-Apr-22	56,87,50,000	1-Apr-22	14-Apr-22	14.00	7.20%	0.10%	7.30%	35,26,250	15,92,500	1-May-22	HDFC CC				15,92,500
											56,87,50,000					56,87,50,000	15-Apr-22	30-Apr-22	16.00	7.20%	0.10%	7.30%		17,50,000	1-May-22	HDFC CC				17,50,000
											54,68,75,000					54,68,75,000	1-May-22	31-May-22	31.00	7.20%	0.10%	7.30%		33,90,625	1-Jun-22	HDFC CC				33,90,625
											54,68,75,000					54,68,75,000	1-Jun-22	30-Jun-22	30.00	7.20%	0.10%	7.30%		32,81,250	1-Jul-22	HDFC CC				32,81,250
											54,68,75,000					54,68,75,000	1-Jul-22	14-Jul-22	14.00	7.20%	0.10%	7.30%		15,31,250	1-Aug-22	HDFC CC				15,31,250
											52,50,00,000			2,18,75,000	15-Jul-22	52,50,00,000	15-Jul-22	30-Jul-22	16.00	7.20%	0.10%	7.30%		16,80,000	1-Aug-22	HDFC CC				16,80,000
											52,50,00,000					52,50,00,000	31-Jul-22	31-Jul-22	1.00	8.05%	0.10%	8.15%		1,17,226	1-Aug-22	HDFC CC				1,17,226
											52,50,00,000					52,50,00,000	1-Aug-22	31-Aug-22	31.00	8.05%	0.10%	8.15%		36,34,007	1-Sep-22	HDFC CC				36,34,007
											52,50,00,000					52,50,00,000	1-Sep-22	30-Sep-22	30.00	8.05%	0.10%	8.15%		35,16,781	1-Oct-22	HDFC CC				35,16,781
											52,50,00,000					52,50,00,000	1-Oct-22	14-Oct-22	14.00	8.05%	0.10%	8.15%		16,41,164	1-Nov-22	HDFC CC				16,41,164
											52,50,00,000			2,18,75,000	15-Oct-22	50,31,25,000	15-Oct-22	31-Oct-22	17.00	8.05%	0.10%	8.15%		19,09,807	1-Nov-22	HDFC CC				19,09,807
											50,31,25,000					50,31,25,000	1-Nov-22	13-Nov-22	13.00	8.05%	0.10%	8.15%		14,60,441	14-Nov-22	HDFC CC				14,60,441
											50,31,25,000			50,31,25,000	14-Nov-22	-	14-Nov-22	14-Nov-22												
206555	Sub-Total				Loan Refinance with Indian Bank refer sr. no. 21						56,87,50,000	-		56,87,50,000		-							35,26,250	2,55,05,051					2,55,05,051	7.69%
7	HDFC Bank Ltd.	572LN06183260002	26.09.2018	25.10.2018	Rs. 100 Core (Tranche 1 of Rs. 10 Cr.)	10 Years	2 Years	Secured	1st pari-passu charge on fixed assets and 3rd pari-passu charge on receivables	Floating	8,43,75,000			31,25,000	15-Apr-22	8,43,75,000	1-Apr-22	14-Apr-22	14.00	7.20%	0.10%	7.30%	5,23,125	2,36,250	1-May-22	HDFC CC				2,36,250
											8,43,75,000					8,43,75,000	15-Apr-22	30-Apr-22	16.00	7.20%	0.10%	7.30%		2,60,000	1-May-22	HDFC CC				2,60,000
											8,12,50,000					8,12,50,000	1-May-22	31-May-22	31.00	7.20%	0.10%	7.30%		5,03,750	1-Jun-22	HDFC CC				5,03,750
											8,12,50,000					8,12,50,000	1-Jun-22	30-Jun-22	30.00	7.20%	0.10%	7.30%		4,87,500	1-Jul-22	HDFC CC				4,87,500
											8,12,50,000					8,12,50,000	1-Jul-22	14-Jul-22	14.00	7.20%	0.10%	7.30%		2,27,500	1-Aug-22	HDFC CC				2,27,500
											7,81,25,000			31,25,000	15-Jul-22	7,81,25,000	15-Jul-22	31-Jul-22	17.00	7.20%	0.10%	7.30%		2,65,625	1-Aug-22	HDFC CC				2,65,625
											7,81,25,000					7,81,25,000	1-Aug-22	31-Aug-22	31.00	7.20%	0.10%	7.30%		4,84,375	1-Sep-22	HDFC CC				4,84,375
											7,81,25,000					7,81,25,000	1-Sep-22	30-Sep-22	30.00	7.20%	0.10%	7.30%		4,68,750	1-Oct-22	HDFC CC				4,68,750
											7,81,25,000					7,81,25,000	1-Oct-22	14-Oct-22	14.00	7.20%	0.10%	7.30%		2,18,750	1-Nov-22	HDFC CC				2,18,750
											7,81,25,000			31,25,000	15-Oct-22	7,50,00,000	15-Oct-22	31-Oct-22	17.00	7.20%	0.10%	7.30%		2,55,000	1-Nov-22	HDFC CC				2,55,000
											7,50,00,000					7,50,00,000	1-Nov-22	21-Nov-22	21.00	7.20%	0.10%	7.30%		3,15,000	1-Dec-22	HDFC CC				3,15,000
											7,50,00,000					7,50,00,000	22-Nov-22	30-Nov-22	9.00	8.55%	0.10%	8.65%		1,59,966	1-Dec-22	HDFC CC				1,59,966
											7,50,00,000					7,50,00,000	1-Dec-22	31-Dec-22	31.00	8.55%	0.10%	8.65%		5,50,993	1-Jan-23	HDFC CC				5,50,993
											7,50,00,000			31,25,000	13-Jan-23	7,50,00,000	1-Jan-23	14-Jan-23	14.00	8.55%	0.10%	8.65%		2,48,836	1-Feb-23	HDFC CC				2,48,836
											7,18,75,000					7,18,75,000	15-Jan-23	31-Jan-23	17.00	8.55%	0.10%	8.65%		2,69,250	1-Feb-23	HDFC CC				2,69,250
											7,18,75,000					7,18,75,000	1-Feb-23	28-Feb-23	28.00	8.55%	0.10%	8.65%		4,76,935	1-Mar-23	HDFC CC				4,76,935
											7,18,75,000					7,18,75,000	1-Mar-23	30-Mar-23	30.00	8.55%	0.10%	8.65%		5,11,002	31-Mar-23	HDFC CC				5,11,002
206556	Sub-Total				Loan Refinance with Indian Bank refer sr. no. 24						8,43,75,000	-		8,43,75,000		-							5,23,125	59,59,799					59,59,799	7.75%
8	HDFC Bank Ltd.	572LN06190050006	26.09.2018	25.10.2018	Rs. 100 Core (Tranche 2 of Rs. 90 Cr.)	10 Years	2 Years	Secured	1st pari-passu charge on fixed assets and 3rd pari-passu charge on receivables	Floating	75,93,75,000			2,81,25,000	15-Apr-22	75,93,75,000	1-Apr-22	14-Apr-22	14.00	7.20%	0.10%	7.30%	47,08,125	21,26,250	1-May-22	HDFC CC				21,26,250
											75,93,75,000					75,93,75,000	15-Apr-22	30-Apr-22	16.00	7.20%	0.10%	7.30%		24,40,000	1-May-22	HDFC CC				24,40,000
											73,12,50,000					73,12,50,000	1-May-22	31-May-22	31.00	7.20%	0.10%	7.30%		45,33,750	1-Jun-22	HDFC CC				45,33,750
											73,12,50,000					73,12,50,000	1-Jun-22	30-Jun-22	30.00	7.20%	0.10%	7.30%		43,87,500	1-Jul-22	HDFC CC				43,87,500
											73,12,50,000					73,12,50,000	1-Jul-22	14-Jul-22	14.00	7.20%	0.10%	7.30%		20,47,500	1-Aug-22	HDFC CC				20,47,500
											73,12,50,000					73,12,50,000	15-Jul-22	31-Jul-22	17.00	7.20%	0.10%	7.30%		23,30,625	1-Aug-22	HDFC CC				23,30,625
											70,31,25,000					70,31,25,000	1-Aug-22	31-Aug-22	31.00	7.20%	0.10%	7.30%		43,59,375	1-Sep-22	HDFC CC				43,59,375
											70,31,25,000					70,31,25,000	1-Sep-22	30-Sep-22	30.00	7.20%	0.10%	7.30%		42,18,750	1-Oct-22	HDFC CC				42,18,750
											70,31,25,000					70,31,25,000	1-Oct-22	14-Oct-22	14.00	7.20%	0.10%	7.30%		19,68,750	1-Nov-22	HDFC CC				19,68,750
											70,31,25,000					70,31,25,000	15-Oct-22	31-Oct-22	17.00	7.20%	0.10%	7.30%		22,95,000	1-Nov-22	HDFC CC				22,95,000
											67,50,00,000					67,50,00,000	1-Nov-22	21-Nov-22	21.00	7.20%	0.10%	7.30%		28,35,000	1-Dec-22	HDFC CC				28,35,000

			Loan details - Capex for FY 2022-23													Interest Payment during FY 2022-23										Accrued Interest for FY 2022-23			Weighted Average Rate of Interest																																																																																																																																																																																																																																																																																																																																																																																																																																																																																																																																																																																																																																																																																																																																																																																																																																																																																																																																																																																																																																																																																																																							
Serial No.	Name of Lender	Loan No.	Date of Sanction	Date of Agreement	Amount	Period of Loan (Years)	Mortgage Period, if Any	Secured or Unsecured	Security	Basis of Rate of Interest	Opening Balance	Principal				Interest Payment during FY 2022-23						Accrued Interest for FY 2022-23																																																																																																																																																																																																																																																																																																																																																																																																																																																																																																																																																																																																																																																																																																																																																																																																																																																																																																																																																																																																																																																																																																																														
												Disbursed	Repaid	Closing Balance	From	To	Days	MCLR	Spread	Rate of Interest	Accrued Interest as on 31.03.2022	Interest Paid during the FY 2022-23	Rate of Interest	Accrued Interest as on 31.03.2022	Interest Paid during the FY 2022-23	Rate of Interest																																																																																																																																																																																																																																																																																																																																																																																																																																																																																																																																																																																																																																																																																																																																																																																																																																																																																																																																																																																																																																																																																																																										
11	HDFC Bank Ltd.	572LN06200100001	04.10.2019	17.10.2019	Rs. 200 Core (Tranche 2 of Rs. 60 Cr.)	10 Years	2 Years	Secured	1st pari-passu charge on fixed assets and 3rd pari-passu charge on receivables	Floating	75,00,00,000 75,00,00,000 72,50,00,000 72,50,00,000 72,50,00,000 70,00,00,000 70,00,00,000 70,00,00,000 70,00,00,000 70,00,00,000 70,00,00,000 67,50,00,000 67,50,00,000 67,50,00,000 67,50,00,000 65,00,00,000 65,00,00,000	-	-	-	13-May-22	12-Aug-22	15-Nov-22	15-Feb-23	31-Mar-23	75,00,00,000 75,00,00,000 72,50,00,000 72,50,00,000 72,50,00,000 70,00,00,000 70,00,00,000 70,00,00,000 70,00,00,000 70,00,00,000 70,00,00,000 67,50,00,000 67,50,00,000 67,50,00,000 67,50,00,000 65,00,00,000 65,00,00,000	-	-	-	31-Mar-23	31-Mar-23	31-Mar-23	31-Mar-23	31-Mar-23	46,50,000 21,00,000 24,65,000 43,50,000 44,95,000 20,30,000 23,80,000 42,00,000 29,40,000 15,91,781 22,28,493 24,55,890 47,58,288 21,48,904 20,63,315 44,34,247	45,00,000 21,00,000 24,65,000 43,50,000 44,95,000 20,30,000 23,80,000 42,00,000 29,40,000 15,91,781 22,28,493 24,55,890 47,58,288 21,48,904 20,63,315 44,34,247	HDFC CC HDFC CC HDFC CC HDFC CC HDFC CC HDFC CC HDFC CC HDFC CC HDFC CC HDFC CC HDFC CC HDFC CC HDFC CC HDFC CC HDFC CC HDFC CC HDFC CC	-	-	-	-	-	-	-	-	-	-	-	-	-	-	-	-	-	-	-	-	-	-	-	-	-	-	-	-	-	-	-	-	-	-	-	-	-	-	-	-	-	-	-	-	-	-	-	-	-	-	-	-	-	-	-	-	-	-	-	-	-	-	-	-	-	-	-	-	-	-	-	-	-	-	-	-	-	-	-	-	-	-	-	-	-	-	-	-	-	-	-	-	-	-	-	-	-	-	-	-	-	-	-	-	-	-	-	-	-	-	-	-	-	-	-	-	-	-	-	-	-	-	-	-	-	-	-	-	-	-	-	-	-	-	-	-	-	-	-	-	-	-	-	-	-	-	-	-	-	-	-	-	-	-	-	-	-	-	-	-	-	-	-	-	-	-	-	-	-	-	-	-	-	-	-	-	-	-	-	-	-	-	-	-	-	-	-	-	-	-	-	-	-	-	-	-	-	-	-	-	-	-	-	-	-	-	-	-	-	-	-	-	-	-	-	-	-	-	-	-	-	-	-	-	-	-	-	-	-	-	-	-	-	-	-	-	-	-	-	-	-	-	-	-	-	-	-	-	-	-	-	-	-	-	-	-	-	-	-	-	-	-	-	-	-	-	-	-	-	-	-	-	-	-	-	-	-	-	-	-	-	-	-	-	-	-	-	-	-	-	-	-	-	-	-	-	-	-	-	-	-	-	-	-	-	-	-	-	-	-	-	-	-	-	-	-	-	-	-	-	-	-	-	-	-	-	-	-	-	-	-	-	-	-	-	-	-	-	-	-	-	-	-	-	-	-	-	-	-	-	-	-	-	-	-	-	-	-	-	-	-	-	-	-	-	-	-	-	-	-	-	-	-	-	-	-	-	-	-	-	-	-	-	-	-	-	-	-	-	-	-	-	-	-	-	-	-	-	-	-	-	-	-	-	-	-	-	-	-	-	-	-	-	-	-	-	-	-	-	-	-	-	-	-	-	-	-	-	-	-	-	-	-	-	-	-	-	-	-	-	-	-	-	-	-	-	-	-	-	-	-	-	-	-	-	-	-	-	-	-	-	-	-	-	-	-	-	-	-	-	-	-	-	-	-	-	-	-	-	-	-	-	-	-	-	-	-	-	-	-	-	-	-	-	-	-	-	-	-	-	-	-	-	-	-	-	-	-	-	-	-	-	-	-	-	-	-	-	-	-	-	-	-	-	-	-	-	-	-	-	-	-	-	-	-	-	-	-	-	-	-	-	-	-	-	-	-	-	-	-	-	-	-	-	-	-	-	-	-	-	-	-	-	-	-	-	-	-	-	-	-	-	-	-	-	-	-	-	-	-	-	-	-	-	-	-	-	-	-	-	-	-	-	-	-	-	-	-	-	-	-	-	-	-	-	-	-	-	-	-	-	-	-	-	-	-	-	-	-	-	-	-	-	-	-	-	-	-	-	-	-	-	-	-	-	-	-	-	-	-	-	-	-	-	-	-	-	-	-	-	-	-	-	-	-	-	-	-	-	-	-	-	-	-	-	-	-	-	-	-	-	-	-	-	-	-	-	-	-	-	-	-	-	-	-	-	-	-	-	-	-	-	-	-	-	-	-	-	-	-	-	-	-	-	-	-	-	-	-	-	-	-	-	-	-	-	-	-	-	-	-	-	-	-	-	-	-	-	-	-	-	-	-	-	-	-	-	-	-	-	-	-	-	-	-	-	-	-	-	-	-	-	-	-	-	-	-	-	-	-	-	-	-	-	-	-	-	-	-	-	-	-	-	-	-	-	-	-	-	-	-	-	-	-	-	-	-	-	-	-	-	-	-	-	-	-	-	-	-	-	-	-	-	-	-	-	-	-	-	-	-	-	-	-	-	-	-	-	-	-	-	-	-	-	-	-	-	-	-	-	-	-	-	-	-	-	-	-	-	-	-	-	-	-	-	-	-	-	-	-	-	-	-	-	-	-	-	-	-	-	-	-	-	-	-	-	-	-	-	-	-	-	-	-	-	-	-	-	-	-	-	-	-	-	-	-	-	-	-	-	-	-	-	-	-	-	-	-	-	-	-	-	-	-	-	-	-	-	-	-	-	-	-	-	-	-	-	-	-	-	-	-	-	-	-	-	-	-	-	-	-	-	-	-	-	-	-	-	-	-	-	-	-	-	-	-	-	-	-	-	-	-	-	-	-	-	-	-	-	-	-	-	-	-	-	-	-	-	-	-	-	-	-	-	-	-	-	-	-	-	-	-	-	-	-	-	-	-	-	-	-	-	-	-	-	-	-	-	-	-	-	-	-	-	-	-	-	-	-	-	-	-	-	-	-	-	-	-	-	-	-	-	-	-	-	-	-	-	-	-	-	-	-	-	-	-	-	-	-	-	-	-	-	-	-	-	-	-	-	-	-	-	-	-	-	-	-	-	-	-	-	-	-	-	-	-	-	-	-	-	-	-	-	-	-	-	-

TATA Power Delhi Distribution Limited																																																																																																																																																																																																																																																																																																																																																																																																																																																																																																																																																																																																																																																																																																																																																																																																																																																																																																																																																																																																																																																																						
Loan details - Other than Capex (Long Term) for FY 2022-23																																																																																																																																																																																																																																																																																																																																																																																																																																																																																																																																																																																																																																																																																																																																																																																																																																																																																																																																																																																																																																																																						
Principal											Interest Payment during FY 2022-23																																																																																																																																																																																																																																																																																																																																																																																																																																																																																																																																																																																																																																																																																																																																																																																																																																																																																																																																																																																																																																																											
Serial No.	Name of Lender	Loan No.	Details of Sanction					Basis of Rate of Interest	Disbursed				Repaid				Closing Balance	From		To	Days	MCLR	Spread	Rate of Interest	Accrued Interest as on 01.04.2022 (paid during the FY 22-23)	Interest Paid pertaining to Current Year (Refer Note)	Date of Payment of Interest	Payment Bank	Accrued Interest for FY 2022-23			Total Interest for FY 2022-23	Weighted Average Rate of Interest																																																																																																																																																																																																																																																																																																																																																																																																																																																																																																																																																																																																																																																																																																																																																																																																																																																																																																																																																																																																																																					
			Date of Sanction	Date of Agreement	Amount	Period of Loan (Years)	Moratorium Period, If Any		Secured or Unsecured	Security	Opening Balance	Received During the Year	Date of Disbursement	Repayment	Date of Repayment	From		To	From										To	Accrued Interest as on 31.03.2023																																																																																																																																																																																																																																																																																																																																																																																																																																																																																																																																																																																																																																																																																																																																																																																																																																																																																																																																																																																																																																								
26	Distribution Loans INDIAN Bank (Post merger of Allahabad Bank and Indian Bank)	50181605730	10.08.2013	21.11.2013	Rs. 250 Crore	10 Years	2 Years	Secured	4th pari-passu charge on receivables	Floating	54,68,75,000 54,68,75,000 48,87,50,000 48,87,50,000 48,87,50,000 39,06,25,000 39,06,25,000 39,06,25,000 39,06,25,000 31,25,00,000 31,25,00,000 31,25,00,000 31,25,00,000 23,43,75,000 23,43,75,000 23,43,75,000				7,81,25,000 15-Apr-22 7,81,25,000 15-Jul-22 7,81,25,000 15-Oct-22 7,81,25,000 13-Jan-23					54,68,75,000 54,68,75,000 48,87,50,000 48,87,50,000 48,87,50,000 39,06,25,000 39,06,25,000 39,06,25,000 39,06,25,000 31,25,00,000 31,25,00,000 31,25,00,000 31,25,00,000 23,43,75,000 23,43,75,000 23,43,75,000	1-Apr-22 15-Apr-22 1-May-22 1-Jun-22 1-Jul-22 15-Jul-22 1-Aug-22 1-Sep-22 1-Oct-22 1-Nov-22 1-Dec-22 1-Dec-22 1-Jan-23 1-Feb-23 1-Mar-23	30-Apr-22 30-Apr-22 31-May-22 30-Jun-22 30-Jun-22 31-Jul-22 31-Jul-22 31-Aug-22 30-Sep-22 30-Sep-22 31-Oct-22 31-Oct-22 31-Dec-22 14-Jan-23 28-Feb-23 31-Mar-23	30.00 31.00 30.00 30.00 30.00 30.00 30.00 30.00 30.00 30.00 30.00 30.00 30.00 28.00 28.00 31.00	7.30% 7.30% 7.30% 7.30% 7.30% 7.30% 7.30% 7.30% 7.30% 7.30% 7.30% 7.30% 7.30% 8.20% 8.20% 8.20%	15,31,250 15,00,000 29,06,250 28,12,500 13,12,500 13,28,125 24,21,875 23,43,750 10,63,750 10,62,500 18,75,000 3,12,500 18,25,342 9,82,877 16,32,277	30-Apr-22 Axis OD Axis OD 1-Jun-22 Axis OD 1-Jun-22 Axis OD 1-Aug-22 Axis OD 1-Aug-22 Axis OD 1-Sep-22 Axis OD 1-Sep-22 Axis OD 1-Oct-22 Axis OD 1-Nov-22 Axis OD 1-Dec-22 Axis OD 1-Dec-22 Axis OD 1-Feb-23 Axis OD 1-Mar-23 Axis OD 31-Mar-23 Axis OD	15,31,250 15,00,000 29,06,250 28,12,500 13,12,500 13,28,125 24,21,875 23,43,750 10,63,750 10,62,500 18,75,000 3,12,500 18,25,342 9,82,877 16,32,277																																																																																																																																																																																																																																																																																																																																																																																																																																																																																																																																																																																																																																																																																																																																																																																																																																																																																																																																																																																																																																											



Loan details - Other than Capex (Long Term) for FY 2022-23																																																																																																																																																																																																																																																																																																																																																																																																																																																																																																																																																																																																																																																																																																																																																																																																																																																																																																																																																																																																																																																																																																																																	
Serial No.	Name of Lender	Loan No.	Date of Sanction	Date of Agreement	Amount	Details of Sanction				Principal				Interest Payment during FY 2022-23										Accrued Interest for FY 2022-23			Total Interest for FY 2022-23	Weighted Average Rate of Interest																																																																																																																																																																																																																																																																																																																																																																																																																																																																																																																																																																																																																																																																																																																																																																																																																																																																																																																																																																																																																																																																																																					
						Period of Loan (Years)	Mortorator Period, If Any	Secured or Unsecured	Security	Basis of Rate of Interest	Opening Balance	Disbursed		Repaid		Closing Balance	From	To	Days	MCLR	Spread	Rate of Interest	Accrued Interest as on 01.04.2022 (paid during the FY 22-23)	Interest Paid pertaining to Current Year (Refer Note)	Date of Payment of Interest	Payment bank			From To		Accrued as on 31.03.2023																																																																																																																																																																																																																																																																																																																																																																																																																																																																																																																																																																																																																																																																																																																																																																																																																																																																																																																																																																																																																																																																																																		
												Received During the Year	Date of Disbursement	Repayment	Date of Repayment																																																																																																																																																																																																																																																																																																																																																																																																																																																																																																																																																																																																																																																																																																																																																																																																																																																																																																																																																																																																																																																																																																																		
36	HDFC Bank Ltd.	572LN06191000003	28.09.2018	25.10.2018	Rs. 200 Crore (Tranche 3 of Rs. 100 Cr.)	5.5 Years	6 Months	Secured	4th pari-passu charge on receivables	Floating	45,00,00,000 45,00,00,000 40,00,00,000 40,00,00,000 40,00,00,000 40,00,00,000 35,00,00,000 35,00,00,000 35,00,00,000 35,00,00,000 30,00,00,000 30,00,00,000 30,00,00,000 30,00,00,000 30,00,00,000 30,00,00,000 25,00,00,000 25,00,00,000 25,00,00,000				5,00,00,000 5,00,00,000 5,00,00,000	15-Apr-22 15-Jul-22 15-Oct-22	45,00,00,000 40,00,00,000 40,00,00,000 40,00,00,000 35,00,00,000 35,00,00,000 35,00,00,000 35,00,00,000 30,00,00,000 30,00,00,000 30,00,00,000 30,00,00,000 30,00,00,000 30,00,00,000 25,00,00,000 25,00,00,000 25,00,00,000	1-Apr-22 15-Apr-22 1-May-22 1-Jun-22 1-Jul-22 1-Aug-22 1-Sep-22 1-Oct-22 1-Nov-22 22-Nov-22 1-Dec-22 1-Jan-23 15-Jan-23 1-Feb-23 1-Mar-23	14-Apr-22 30-Apr-22 31-May-22 30-Jun-22 31-Jul-22 31-Aug-22 30-Sep-22 1-Oct-22 31-Oct-22 21-Nov-22 30-Nov-22 31-Dec-22 1-Jan-23 31-Jan-23 28-Feb-23 30-Mar-23	14.00 18.00 31.00 30.00 14.00 17.00 31.00 30.00 17.00 21.00 9.00 31.00 21.00 17.00 17.00 38.00 30.00	7.20% 7.20% 7.20% 7.20% 7.20% 7.20% 7.20% 7.20% 7.20% 7.20% 8.55% 8.55% 8.55% 8.55% 8.55% 8.55% 8.55%	0.10% 0.10% 0.10% 0.10% 0.10% 0.10% 0.10% 0.10% 0.10% 0.10% 0.85% 0.85% 0.85% 0.85% 0.85% 0.85% 0.85%	7.30% 7.30% 7.30% 7.30% 7.30% 7.30% 7.30% 7.30% 7.30% 7.30% 6.85% 6.85% 6.85% 6.85% 6.85% 6.85% 6.85%	27,90,000 12,80,000 24,80,000 24,00,000 11,20,000 11,90,000 21,70,000 21,00,000 9,80,000 10,20,000 12,60,000 6,39,893 22,03,973 9,95,342 10,07,192 16,58,904 17,77,397	1-May-22 1-May-22 1-Jun-22 1-Jul-22 1-Aug-22 1-Sep-22 1-Oct-22 1-Nov-22 1-Dec-22 1-Dec-22 1-Jan-23 1-Feb-23 1-Feb-23 1-Mar-23 1-Mar-23 1-Mar-23 1-Mar-23	HDFC CC HDFC CC HDFC CC HDFC CC HDFC CC HDFC CC HDFC CC HDFC CC HDFC CC HDFC CC HDFC CC HDFC CC HDFC CC HDFC CC HDFC CC HDFC CC HDFC CC																																																																																																																																																																																																																																																																																																																																																																																																																																																																																																																																																																																																																																																																																																																																																																																																																																																																																																																																																																																																																																																																																																							

Loan details - Other than Capex (Long Term) for FY 2022-23																														
Serial No.	Name of Lender	Loan No.	Date of Sanction	Date of Agreement	Amount	Details of Sanction				Basis of Rate of Interest	Opening Balance	Disbursed		Repaid		Closing Balance	Interest Payment during FY 2022-23										Accrued Interest for FY 2022-23			Weighted Average Rate of Interest
						Period of Loan (Years)	Moratorium Period, If Any	Secured or Unsecured	Security			Received During the Year	Date of Disbursement	Repayment	Date of Repayment		From	To	Days	MCLR	Spread	Rate of Interest	Accrued Interest as on 31.03.2022 (paid during the FY 22-23)	Interest Paid pertaining to Current Year (Refer Note)	Date of Payment of Interest	Payment bank	From	To	Accrued Interest as on 31.03.2023	
40	HDFC Bank Ltd.	572LN0621060001	16.02.21	03.03.21	Rs. 200 Crore (Tranche 1 of 100 cr)	5 Years	NA	Secured	4th pari-passu charge on receivables	Floating	85,00,00,000	85,00,00,000	5,00,00,000	31-May-22	85,00,00,000	1-Apr-22	30-Apr-22	30.00	7.10%	0.10%	7.20%	51,87,329	50,30,137	1-May-22	HDFC CC	50,30,137	50,30,137	50.30,137		
											85,00,00,000	85,00,00,000	5,00,00,000	31-May-22	85,00,00,000	1-May-22	30-May-22	30.00	7.10%	0.10%	7.20%	51,87,329	50,30,137	1-Jun-22	HDFC CC	50,30,137	50,30,137	50.30,137		
											85,00,00,000	85,00,00,000	5,00,00,000	31-May-22	85,00,00,000	1-Jun-22	30-Jun-22	30.00	7.10%	0.10%	7.20%	51,87,329	50,30,137	1-Jul-22	HDFC CC	50,30,137	50,30,137	50.30,137		
											85,00,00,000	85,00,00,000	5,00,00,000	31-May-22	85,00,00,000	1-Jul-22	31-Jul-22	31.00	7.10%	0.10%	7.20%	51,87,329	50,30,137	1-Aug-22	HDFC CC	50,30,137	50,30,137	50.30,137		
											85,00,00,000	85,00,00,000	5,00,00,000	31-May-22	85,00,00,000	1-Aug-22	30-Aug-22	30.00	7.10%	0.10%	7.20%	51,87,329	50,30,137	1-Sep-22	HDFC CC	50,30,137	50,30,137	50.30,137		
											85,00,00,000	85,00,00,000	5,00,00,000	31-May-22	85,00,00,000	31-Aug-22	31-Aug-22	1.00	7.10%	0.10%	7.20%	51,87,329	50,30,137	1-Sep-22	HDFC CC	50,30,137	50,30,137	50.30,137		
											85,00,00,000	85,00,00,000	5,00,00,000	31-May-22	85,00,00,000	1-Sep-22	9-Sep-22	9.00	7.10%	0.10%	7.20%	51,87,329	50,30,137	1-Sep-22	HDFC CC	50,30,137	50,30,137	50.30,137		
											85,00,00,000	85,00,00,000	5,00,00,000	31-May-22	85,00,00,000	10-Sep-22	28-Sep-22	19.00	8.05%	0.10%	8.15%	51,87,329	50,30,137	29-Sep-22	HDFC CC	50,30,137	50,30,137	50.30,137		
											85,00,00,000	85,00,00,000	5,00,00,000	31-May-22	85,00,00,000	20-Sep-22	20-Sep-22	1.00	8.05%	0.10%	8.15%	51,87,329	50,30,137	29-Sep-22	HDFC CC	50,30,137	50,30,137	50.30,137		
206572	Sub-Total										85,00,00,000	-	5,00,00,000	-	85,00,00,000						51,87,329	2,92,39,932			-	2,92,39,932	7.29%			
41	HDFC Bank Ltd.	572LN06210740001	18.02.21	03.03.21	Rs. 200 Crore (Tranche 2)	5 Years	NA	Secured	4th pari-passu charge on receivables	Floating	85,00,00,000	85,00,00,000	5,00,00,000	31-May-22	85,00,00,000	1-Apr-22	30-Apr-22	30.00	7.10%	0.10%	7.20%	51,87,329	50,30,137	1-May-22	HDFC CC	50,30,137	50,30,137	50.30,137		
											85,00,00,000	85,00,00,000	5,00,00,000	31-May-22	85,00,00,000	1-May-22	30-May-22	30.00	7.10%	0.10%	7.20%	51,87,329	50,30,137	1-Jun-22	HDFC CC	50,30,137	50,30,137	50.30,137		
											85,00,00,000	85,00,00,000	5,00,00,000	31-May-22	85,00,00,000	31-May-22	1.00	7.10%	0.10%	7.20%	51,87,329	50,30,137	1-Jun-22	HDFC CC	50,30,137	50,30,137	50.30,137			
											85,00,00,000	85,00,00,000	5,00,00,000	31-May-22	85,00,00,000	1-Jun-22	30-Jun-22	30.00	7.10%	0.10%	7.20%	51,87,329	50,30,137	1-Jul-22	HDFC CC	50,30,137	50,30,137	50.30,137		
											85,00,00,000	85,00,00,000	5,00,00,000	31-May-22	85,00,00,000	1-Jul-22	31-Jul-22	31.00	7.10%	0.10%	7.20%	51,87,329	50,30,137	1-Aug-22	HDFC CC	50,30,137	50,30,137	50.30,137		
											85,00,00,000	85,00,00,000	5,00,00,000	31-May-22	85,00,00,000	1-Aug-22	30-Aug-22	30.00	7.10%	0.10%	7.20%	51,87,329	50,30,137	1-Sep-22	HDFC CC	50,30,137	50,30,137	50.30,137		
											85,00,00,000	85,00,00,000	5,00,00,000	31-May-22	85,00,00,000	1-Sep-22	31-Aug-22	1.00	7.10%	0.10%	7.20%	51,87,329	50,30,137	1-Sep-22	HDFC CC	50,30,137	50,30,137	50.30,137		
											85,00,00,000	85,00,00,000	5,00,00,000	31-May-22	85,00,00,000	1-Sep-22	9-Sep-22	9.00	7.10%	0.10%	7.20%	51,87,329	50,30,137	1-Sep-22	HDFC CC	50,30,137	50,30,137	50.30,137		
											85,00,00,000	85,00,00,000	5,00,00,000	31-May-22	85,00,00,000	10-Sep-22	28-Sep-22	19.00	8.05%	0.10%	8.15%	51,87,329	50,30,137	29-Sep-22	HDFC CC	50,30,137	50,30,137	50.30,137		
											85,00,00,000	85,00,00,000	5,00,00,000	31-May-22	85,00,00,000	20-Sep-22	20-Sep-22	1.00	8.05%	0.10%	8.15%	51,87,329	50,30,137	29-Sep-22	HDFC CC	50,30,137	50,30,137	50.30,137		
206572	Sub-Total										85,00,00,000	-	5,00,00,000	-	85,00,00,000						51,87,329	2,92,39,932			-	2,92,39,932	7.29%			
42	Indian Bank	6516063005	03.09.2018	30.03.2017	Rs. 100 Crore	8 Years	2 Years	Secured	4th pari-passu charge on receivables	Floating	49,99,99,999	49,99,99,999	4,16,66,667	15-Apr-22	49,99,99,999	1-Apr-22	14-Apr-22	14.00	7.30%	0.00%	7.30%	51,87,329	14,00,000	30-Apr-22	Axis OD	14,00,000	14,00,000	14.00,000		
											49,99,99,999	49,99,99,999	4,16,66,667	15-Apr-22	49,99,99,999	15-Apr-22	30-Apr-22	15.00	7.30%	0.00%	7.30%	51,87,329	14,00,000	30-Apr-22	Axis OD	14,00,000	14,00,000	14.00,000		
											49,99,99,999	49,99,99,999	4,16,66,667	15-Apr-22	49,99,99,999	1-May-22	1-May-22	31.00	7.30%	0.00%	7.30%	51,87,329	14,00,000	1-May-22	Axis OD	14,00,000	14,00,000	14.00,000		
											49,99,99,999	49,99,99,999	4,16,66,667	15-Apr-22	49,99,99,999	1-Jun-22	1-Jun-22	30.00	7.30%	0.00%	7.30%	51,87,329	14,00,000	1-Jun-22	Axis OD	14,00,000	14,00,000	14.00,000		
											49,99,99,999	49,99,99,999	4,16,66,667	15-Apr-22	49,99,99,999	1-Jul-22	1-Jul-22	14.00	7.30%	0.00%	7.30%	51,87,329	14,00,000	1-Aug-22	Axis OD	14,00,000	14,00,000	14.00,000		
											49,99,99,999	49,99,99,999	4,16,66,667	15-Apr-22	49,99,99,999	1-Aug-22	1-Aug-22	17.00	7.30%	0.00%	7.30%	51,87,329	14,00,000	1-Aug-22	Axis OD	14,00,000	14,00,000	14.00,000		
											49,99,99,999	49,99,99,999	4,16,66,667	15-Apr-22	49,99,99,999	1-Sep-22	1-Sep-22	30.00	7.30%	0.00%	7.30%	51,87,329	14,00,000	1-Sep-22	Axis OD	14,00,000	14,00,000	14.00,000		
											49,99,99,999	49,99,99,999	4,16,66,667	15-Apr-22	49,99,99,999	1-Oct-22	1-Oct-22	14.00	7.30%	0.00%	7.30%	51,87,329	14,00,000	1-Oct-22	Axis OD	14,00,000	14,00,000	14.00,000		
											49,99,99,999	49,99,99,999	4,16,66,667	15-Apr-22	49,99,99,999	1-Nov-22	1-Nov-22	30.00	7.30%	0.00%	7.30%	51,87,329	14,00,000	1-Nov-22	Axis OD	14,00,000	14,00,000	14.00,000		
											49,99,99,999	49,99,99,999	4,16,66,667	15-Apr-22	49,99,99,999	1-Dec-22	1-Dec-22	14.00	7.30%	0.00%	7.30%	51,87,329	14,00,000	1-Dec-22	Axis OD	14,00,000	14,00,000	14.00,000		
											49,99,99,999	49,99,99,999	4,16,66,667	15-Apr-22	49,99,99,999	1-Jan-23	1-Jan-23	14.00	7.30%	0.00%	7.30%	51,87,329	14,00,000	1-Jan-23	Axis OD	14,00,000	14,00,000	14.00,000		
											49,99,99,999	49,99,99,999	4,16,66,667	15-Apr-22	49,99,99,999	1-Feb-23	1-Feb-23	17.00	7.30%	0.00%	7.30%	51,87,329	14,00,000	1-Feb-23	Axis OD	14,00,000	14,00,000	14.00,000		
											49,99,99,999	49,99,99,999	4,16,66,667	15-Apr-22	49,99,99,999	1-Mar-23	1-Mar-23	31.00	7.30%	0.00%	7.30%	51,87,329	14,00,000	1-Mar-23	Axis OD	14,00,000	14,00,000	14.00,000		
											49,99,99,999	49,99,99,999	4,16,66,667	15-Apr-22	49,99,99,999	1-Apr-23	1-Apr-23	30.00	7.30%	0.00%	7.30%	51,87,329	14,00,000	1-Apr-23	Axis OD	14,00,000	14,00,000	14.00,000		
											49,99,99,999	49,99,99,999	4,16,66,667	15-Apr-22	49,99,99,999	1-May-23	1-May-23	31.00	8.55%	0.00%	8.55%	51,87,329	14,00,000	1-May-23	Axis OD	14,00,000	14,00,000	14.00,000		
206545	Sub-Total										49,99,99,999	-	4,16,66,667	-	49,99,99,999						51,87,329	2,93,86,415			-	2,93,86,415	7.30%			

TATA Power Delhi Distribution Limited

Details of Short Term Loans for FY 2022-23

Name of Lender	Loan No.	Date of Sanction/Agreement	Amount	Period of Loan (Days) (This period is considered from loan)	Moratorium in Period, if Any	Secured or Unsecured	Security	Nature of Facility	Opening Balance	Principal		Closing Balance	From	To	Days	MCLR	Spread	Rate	Accrued Interest as on 01.04.2022	Interest Paid pertaining to Current Year	Date of Payment of Interest	Accrued Interest as on 31.03.2023	Total Interest for FY 22-23	Weighted Average Rate of Interest
										Disbursed	Repaid													
									Received during the year	Date of Disbursement	Repayment	Date of Repayment												
ICICI Prudential		18.04.2022	Rs. 200 Crore	90 Days		Unsecured	NA	Commercial Paper	1,97,73,28,000 1,97,73,28,000 1,97,73,28,000 1,97,73,28,000	1,97,73,28,000	21-Apr-22		1,97,73,28,000 1,97,73,28,000 1,97,73,28,000 1,97,73,28,000	21-Apr-22 1-May-22 1-Jun-22 1-Jul-22 20-Jul-22	30-Apr-22 31-May-22 30-Jun-22 19-Jul-22 20-Jul-22	10 31 30 19	4.65% 4.65% 4.65% 4.65%			25,19,111 78,09,244 75,57,333 47,86,311	20-Jul-22 20-Jul-22 20-Jul-22 20-Jul-22		25,19,111.11 78,09,244.44 75,57,333.33 47,86,311.11	
Sub-Total									1,97,73,28,000		1,97,73,28,000		-				4.65%	4.65%	2,26,72,000		-	2,26,72,000	4.65%	
Deutsche Bank	Master No. 1569250	24.04.2020 (Original Sanction modified on 08.02.2021)	Rs. 200 Crore	21 Days				STL	70,00,00,000 70,00,00,000 70,00,00,000	70,00,00,000	4-Apr-22		70,00,00,000 70,00,00,000 70,00,00,000	4-Apr-22 11-Apr-22 18-Apr-22 25-Apr-22	10-Apr-22 17-Apr-22 24-Apr-22	7 7 7		5.30% 5.30% 5.30%	7,11,506.85 7,11,506.85 7,11,506.85	11-Apr-22 18-Apr-22 25-Apr-22		7,11,506.85 7,11,506.85 7,11,506.85		
Sub-Total									70,00,00,000		70,00,00,000		-					5.30%	21,34,520.55		-	21,34,520.55	5.30%	
Deutsche Bank	Master No. 1569250			19 Days				STL	1,30,00,00,000 60,00,00,000	1,30,00,00,000	7-Apr-22		1,30,00,00,000 60,00,00,000	7-Apr-22 18-Apr-22 26-Apr-22	17-Apr-22 25-Apr-22	11 8		5.30% 5.30%	20,76,438.36 6,96,986.30	18-Apr-22 26-Apr-22		20,76,438.36 6,96,986.30		
Sub-Total									1,30,00,00,000		1,30,00,00,000		-					5.30%	27,73,424.66		-	27,73,424.66	5.30%	
Deutsche Bank	Master No. 1569250			28 Days				STL	80,00,00,000 80,00,00,000 80,00,00,000 60,00,00,000	80,00,00,000	2-May-22		80,00,00,000 80,00,00,000 80,00,00,000 60,00,00,000	2-May-22 9-May-22 17-May-22 23-May-22 30-May-22	8-May-22 16-May-22 22-May-22 29-May-22	7 8 6 7		5.30% 5.30% 5.30% 5.70%	8,13,150.68 9,29,315.07 6,96,986.30 6,55,890.41	09-May-22 17-May-22 23-May-22 30-May-22		8,13,150.68 9,29,315.07 6,96,986.30 6,55,890.41		
Sub-Total									80,00,00,000		80,00,00,000		-						30,95,342.47		-	30,95,342.47	5.38%	
Deutsche Bank	Master No. 1569250			14 Days				STL	25,00,00,000 25,00,00,000	25,00,00,000	5-May-22		25,00,00,000 25,00,00,000	5-May-22 12-May-22 19-May-22	11-May-22 18-May-22	7 7		5.70% 5.70%	2,73,287.67 2,73,287.67	12-May-22 19-May-22		2,73,287.67 2,73,287.67		
Sub-Total									25,00,00,000		25,00,00,000		-						5,46,575.34		-	5,46,575.34	5.70%	
Deutsche Bank	Master No. 1569250			20 Days				STL	40,00,00,000 40,00,00,000 40,00,00,000	40,00,00,000	6-May-22		40,00,00,000 40,00,00,000 40,00,00,000	6-May-22 13-May-22 20-May-22 26-May-22	12-May-22 19-May-22 25-May-22	7 7 6		5.70% 5.70% 5.70%	4,37,260.27 4,37,260.27 3,74,794.52	13-May-22 20-May-22 26-May-22		4,37,260.27 4,37,260.27 3,74,794.52		
Sub-Total									40,00,00,000		40,00,00,000		-						12,49,315.07		-	12,49,315.07	5.70%	
Deutsche Bank	Master No. 1569250			14 Days				STL	30,00,00,000 30,00,00,000	30,00,00,000	6-May-22		30,00,00,000 30,00,00,000	6-May-22 13-May-22 20-May-22	12-May-22 19-May-22	7 7		5.70% 5.70% 5.70%	3,27,945.21 3,27,945.21	13-May-22 20-May-22		3,27,945.21 3,27,945.21		
Sub-Total									30,00,00,000		30,00,00,000		-						6,55,890.41		-	6,55,890.41	5.70%	
Deutsche Bank	Master No. 1569250			13 Days				STL	25,00,00,000 25,00,00,000	25,00,00,000	13-May-22		25,00,00,000 25,00,00,000	13-May-22 20-May-22 26-May-22	19-May-22 25-May-22	7 6		5.70% 5.70% 5.70%	2,73,287.67 2,34,246.58	20-May-22 26-May-22		2,73,287.67 2,34,246.58		
Sub-Total									25,00,00,000		25,00,00,000		-						5,07,534.25		-	5,07,534.25	5.70%	
Deutsche Bank	Master No. 1569250			14 Days		Secured	1st pari passu charge on all present and future movable and immovable assets including stores & spares & 3rd pari passu charge on receivables	STL	60,00,00,000	60,00,00,000	1-Jun-22		60,00,00,000	1-Jun-22 15-Jun-22	14-Jun-22	14		5.70%	13,11,780.82	15-Jun-22		13,11,780.82		
Sub-Total									60,00,00,000		60,00,00,000		-						13,11,780.82		-	13,11,780.82	5.70%	
Deutsche Bank	Master No. 1569250			14 Days				STL	30,00,00,000	30,00,00,000	6-Jun-22		30,00,00,000	6-Jun-22 20-Jun-22	19-Jun-22	14		5.70%	6,55,890.41	20-Jun-22		6,55,890.41		
Sub-Total									30,00,00,000		30,00,00,000		-						6,55,890.41		-	6,55,890.41	5.70%	
Deutsche Bank	Master No. 1569250			14 Days				STL	30,00,00,000 30,00,00,000	30,00,00,000	8-Jun-22		30,00,00,000 30,00,00,000	8-Jun-22 15-Jun-22 22-Jun-22	14-Jun-22 21-Jun-22	7 7		6.20% 6.20%	3,56,712.33 3,56,712.33	15-Jun-22 22-Jun-22		3,56,712.33 3,56,712.33		
Sub-Total									30,00,00,000		30,00,00,000		-						7,13,424.66		-	7,13,424.66	6.20%	
Deutsche Bank	Master No. 1569250			7 Days				STL	30,00,00,000	30,00,00,000	10-Jun-22		30,00,00,000	10-Jun-22 17-Jun-22	16-Jun-22	7		6.20%	3,56,712.33	17-Jun-22		3,56,712.33		
Sub-Total									30,00,00,000		30,00,00,000		-						3,56,712.33		-	3,56,712.33	6.20%	
Deutsche Bank	Master No. 1569250			7 Days				STL	50,00,00,000	50,00,00,000	13-Jun-22		50,00,00,000	13-Jun-22 20-Jun-22	19-Jun-22	7		6.20%	5,94,520.55	20-Jun-22		5,94,520.55		
Sub-Total									50,00,00,000		50,00,00,000		-						5,94,520.55		-	5,94,520.55	6.20%	
Deutsche Bank	Master No. 1569250			21 Days				STL	1,20,00,00,000 1,20,00,00,000 80,00,00,000	1,20,00,00,000	6-Jul-22		1,20,00,00,000 1,20,00,00,000 40,00,00,000 80,00,00,000	6-Jul-22 13-Jul-22 20-Jul-22 27-Jul-22	12-Jul-22 19-Jul-22 26-Jul-22	7 7		6.20% 6.18% 6.35%	14,26,849.32 14,22,246.58 9,74,246.58	13-Jul-22 20-Jul-22 27-Jul-22		14,26,849.32 14,22,246.58 9,74,246.58		



Details of Short Term Loans for FY 2022-23																										
Name of Lender	Loan No.	Date of Sanction/Agreement	Amount	Details of Sanction		Secured or Unsecured	Security	Nature of Facility	Opening Balance	Disbursed		Repaid		Closing Balance	From	To	Days	MCLR	Spread	Rate	Accrued Interest as on 01.04.2022	Interest Paid pertaining to Current Year	Date of Payment of Interest	Accrued Interest as on 31.03.2023	Total Interest for FY 22-23	Weighted Average Rate of Interest
				Period of Loan (Days) (This period is considered from loan)	Moratorium Period, if Any					Received during the year	Date of Disbursement	Repayment	Date of Repayment													
Sub-Total									-	1,20,00,00,000		1,20,00,00,000		-								38,23,342.47		38,23,342.47	6.23%	
Deutsche Bank	Master No. 1569250			21 Days				STL	70,00,00,000 70,00,00,000 70,00,00,000	70,00,00,000	7-Jul-22		70,00,00,000 70,00,00,000 70,00,00,000	7-Jul-22 14-Jul-22 21-Jul-22	13-Jul-22 20-Jul-22 27-Jul-22	7 7 7				6.20% 6.10% 6.45%	8,32,328.77 8,18,904.11 8,65,890.41	14-Jul-22 21-Jul-22 28-Jul-22		8,32,328.77 8,18,904.11 8,65,890.41		
Sub-Total									-	70,00,00,000		70,00,00,000		-								25,17,123.29		25,17,123.29	6.25%	
Deutsche Bank	Master No. 1569250			14 Days				STL	10,00,00,000 10,00,00,000	10,00,00,000	8-Jul-22		10,00,00,000 10,00,00,000	8-Jul-22 15-Jul-22 22-Jul-22	14-Jul-22 21-Jul-22	7 7				6.20% 6.36%	1,18,904.11 1,21,972.60	15-Jul-22 22-Jul-22		1,18,904.11 1,21,972.60		
Sub-Total									-	10,00,00,000		10,00,00,000		-								2,40,876.71		2,40,876.71	6.28%	
Deutsche Bank	Master No. 1569250			7 Days				STL	40,00,00,000	40,00,00,000	21-Jul-22		40,00,00,000	21-Jul-22 28-Jul-22	27-Jul-22	7				6.35%	4,87,123.29	28-Jul-22		4,87,123.29		
Sub-Total									-	40,00,00,000		40,00,00,000		-								4,87,123.29		4,87,123.29	6.35%	
Yes Bank																										
Kotak Bank		06.07.2022	Ra. 200 Crore	82 Days		Unsecured	NA	Commercial Paper	1,97,40,56,000 1,97,40,56,000 1,97,40,56,000	1,97,40,56,000	8-Jul-22		1,97,40,56,000 1,97,40,56,000 1,97,40,56,000	8-Jul-22 1-Aug-22 1-Sep-22	31-Jul-22 31-Aug-22 27-Sep-22	24 31 27				5.85% 5.85% 5.85%	75,93,365.85 98,08,097.56 85,42,536.58	28-Sep-22 28-Sep-22 28-Sep-22		75,93,365.85 98,08,097.56 85,42,536.58		
Sub-Total									-	1,97,40,56,000		1,97,40,56,000		-								4,87,123.29		4,87,123.29	6.35%	
Karnataka bank	S377004400008201	18.07.2022	Ra. 200 Crore	61 Days		Unsecured	NA	STL	2,00,00,00,000 2,00,00,00,000 2,00,00,00,000 2,00,00,00,000	2,00,00,00,000	20-Jul-22		2,00,00,00,000 2,00,00,00,000 2,00,00,00,000 2,00,00,00,000	20-Jul-22 1-Aug-22 19-Aug-22 01-Sep-22	31-Jul-22 18-Aug-22 31-Aug-22 18-Sep-22	12 18 13 18				5.40% 5.40% 5.77% 5.77%	35,50,685 53,26,027 41,10,137 56,90,959	31-Jul-22 31-Aug-22 31-Aug-22 19-Sep-22		35,50,685 53,26,027 41,10,137 56,90,959		
Sub-Total									-	2,00,00,00,000		2,00,00,00,000		-								1,86,77,808		1,86,77,808	5.59%	
Deutsche Bank	Master No. 1569250	24.04.2020 (Original Sanction modified on 08.02.2021)	Ra. 200 Crore	14 Days		Secured	1st pari passu charge on all present and future movable and immovable assets including stores & 3rd pari passu charge on receivables	STL	70,00,00,000 70,00,00,000	70,00,00,000	28-Jul-22		70,00,00,000 70,00,00,000	28-Jul-22 1-Aug-22 11-Aug-22	31-Jul-22 10-Aug-22	4 10				6.40% 6.40%	4,90,959 12,27,397.26	01-Aug-22 11-Aug-22		4,90,959 12,27,397.26		
Sub-Total					26 Days			STL	-	70,00,00,000		70,00,00,000		-									17,18,356.16		17,18,356.16	6.40%
Deutsche Bank	Master No. 1569250							STL	90,00,00,000 90,00,00,000 90,00,00,000 90,00,00,000	90,00,00,000	29-Jul-22		90,00,00,000 90,00,00,000 90,00,00,000 90,00,00,000	29-Jul-22 1-Aug-22 08-Aug-22 17-Aug-22	31-Jul-22 07-Aug-22 16-Aug-22 23-Aug-22	3 7 9 7				6.40% 6.40% 6.38% 6.39%	4,73,425 11,04,658 14,15,836 11,02,932	01-Aug-22 08-Aug-22 17-Aug-22 24-Aug-22		4,73,425 11,04,658 14,15,836 11,02,932		
Sub-Total					21 Days			STL	-	90,00,00,000		90,00,00,000		-									40,96,849.32		40,96,849.32	6.39%
Deutsche Bank	Master No. 1569250							STL	40,00,00,000 40,00,00,000 40,00,00,000	40,00,00,000	5-Aug-22		40,00,00,000 40,00,00,000 40,00,00,000	5-Aug-22 12-Aug-22 19-Aug-22	11-Aug-22 18-Aug-22 25-Aug-22	7 7 7				6.50% 6.27% 6.27%	4,98,630 4,80,986 4,80,986	12-Aug-22 19-Aug-22 26-Aug-22		4,98,630 4,80,986 4,80,986		
Sub-Total									-	40,00,00,000		40,00,00,000		-								14,60,602.74		14,60,602.74	6.35%	
Yes Bank																										
Unsecured		17.08.2022	Ra. 50 Crore	39 Days		Unsecured	NA	Commercial Paper	49,67,09,500.00 49,67,09,500.00	49,67,09,500.00	18-Aug-22		49,67,09,500.00 49,67,09,500.00	18-Aug-22 1-Sep-22 26-Sep-22	31-Aug-22 25-Sep-22	14 25				6.20% 6.20%	11,81,205 21,09,295	26-Sep-22 26-Sep-22 26-Sep-22		11,81,205 21,09,295		
Sub-Total									-	49,67,09,500		49,67,09,500		-								32,90,500		32,90,500.03	6.20%	
ICICI prudential		17.08.2022	Ra. 50 Crore	39 Days		Unsecured	NA	Commercial Paper	49,67,09,500.00 49,67,09,500.00	49,67,09,500.00	18-Aug-22		49,67,09,500.00 49,67,09,500.00	18-Aug-22 1-Sep-22 26-Sep-22	31-Aug-22 25-Sep-22	14 25				6.20% 6.20%	11,81,205 21,09,295	26-Sep-22 26-Sep-22 26-Sep-22		11,81,205 21,09,295		
Sub-Total									-	49,67,09,500		49,67,09,500		-								32,90,500		32,90,500.03	6.20%	
Deutsche Bank	Master No. 1569250	24.04.2020 (Original Sanction modified on 08.02.2021)	Ra. 200 Crore	21 Days		Secured	1st pari passu charge on all present and future movable and immovable assets including stores & 3rd pari passu charge on receivables	STL	80,00,00,000 80,00,00,000 40,00,00,000	80,00,00,000	1-Sep-22		80,00,00,000 80,00,00,000 40,00,00,000	1-Sep-22 8-Sep-22 15-Sep-22	7-Sep-22 14-Sep-22 21-Sep-22	7 7 7				6.40% 6.44% 6.45%	9,81,918 9,88,055 4,94,795	08-Sep-22 15-Sep-22 22-Sep-22		9,81,918 9,88,055 4,94,795		
Sub-Total					7 Days			STL	-	80,00,00,000		80,00,00,000		-									24,64,767		24,64,767.12	6.43%
Deutsche Bank	Master No. 1569250							STL	60,00,00,000	60,00,00,000	19-Sep-22		60,00,00,000	19-Sep-22 26-Sep-22	25-Sep-22	7				6.50%	7,47,945	26-Sep-22 26-Sep-22		7,47,945.21		
Sub-Total									-	60,00,00,000		60,00,00,000		-								7,47,945		7,47,945.21	6.50%	



Details of Short Term Loans for FY 2022-23																												
Name of Lender	Loan No.	Date of Sanction/Agreement	Amount	Details of Sanction			Nature of Facility	Opening Balance	Principal				Closing Balance	From	To	Days	MCLR	Spread	Rate	Accrued Interest as on 01.04.2022	Interest Paid pertaining to Current Year	Date of Payment of Interest	Accrued Interest as on 31.03.2023	Total Interest for FY 22-23	Weighted Average Rate of Interest			
				Period of Loan (Days) (This period is considered from loan)	Moratorium Period, if Any	Secured or Unsecured			Security	Disbursed	Repaid																	
Karnataka bank	5377004400008501	26.09.2022	Rs. 200 Crore	120 Days		Unsecured	NA	STL	1,00,00,00,00.00 2,00,00,00,00.00 2,00,00,00,00.00 2,00,00,00,00.00 2,00,00,00,00.00 2,00,00,00,00.00 1,00,00,00,00.00	1,00,00,00,00.00 1,00,00,00,00.00	26-Sep-22 28-Sep-22				1,00,00,00,00.00 2,00,00,00,00.00 2,00,00,00,00.00 2,00,00,00,00.00 2,00,00,00,00.00 2,00,00,00,00.00 1,00,00,00,00.00	26-Sep-22 28-Sep-22 1-Oct-22 01-Nov-22 25-Nov-22 01-Dec-22 13-Jan-23 24-Jan-23	27-Sep-22 30-Sep-22 31-Oct-22 24-Nov-22 30-Nov-22 31-Dec-22 23-Jan-23	2 3 31 24 6 31 12 11			6.04% 6.04% 6.04% 6.04% 6.68% 6.88% 6.68% 6.68%		3,30,959 9,92,877 1,02,59,726 79,43,014 21,36,164 1,13,46,849 43,92,329 20,13,151	30-Sep-22 30-Sep-22 31-Oct-22 30-Nov-22 30-Nov-22 27-Oct-22 24-Jan-23 24-Jan-23		3,30,958.90 9,92,876.71 1,02,59,726.03 79,43,013.70 21,36,164.38 1,13,46,849.32 43,92,328.77 20,13,150.68		
Sub-Total									-	2,00,00,00,00.00		2,00,00,00,00.00		-							3,94,75,068	-	3,94,75,068.49	6.35%				
Deutsche Bank	Master No. 1569250	24.04.2020 (Original Sanction modified on 08.02.2021)	Rs. 200 Crore	20 Days				STL	1,00,00,00,00.00 1,00,00,00,00.00 1,00,00,00,00.00	1,00,00,00,00.00	7-Oct-22			1,00,00,00,00.00 1,00,00,00,00.00 1,00,00,00,00.00	7-Oct-22 14-Oct-22 21-Oct-22	13-Oct-22 20-Oct-22 26-Oct-22	7 7 6			7.00% 7.16% 7.03%		13,42,466 13,73,151 11,55,616	14-Oct-22 21-Oct-22 27-Oct-22		13,42,465.75 13,73,150.68 11,55,616.44			
Sub-Total									-	1,00,00,00,00.00		1,00,00,00,00.00		-							38,71,233		38,71,232.88	7.07%				
Deutsche Bank	Master No. 1569250			15 Days		Secured	1st part passu charge on all present and future movable and immovable assets including stores & spares & 3rd part passu charge on receivables	STL	70,00,00,00.00 70,00,00,00.00	70,00,00,00.00	10-Oct-22			70,00,00,00.00 70,00,00,00.00	10-Oct-22 17-Oct-22 25-Oct-22	16-Oct-22 24-Oct-22	7 8			7.00% 7.04%		9,39,726 10,80,110	17-Oct-22 25-Oct-22		9,39,726.03 10,80,109.59			
Sub-Total									-	70,00,00,00.00		70,00,00,00.00		-							20,19,836		20,19,835.62	7.02%				
Deutsche Bank	Master No. 1569250			7 Days				STL	30,00,00,00.00	30,00,00,00.00	14-Oct-22			30,00,00,00.00	14-Oct-22 21-Oct-22	20-Oct-22	7			7.00%		4,02,740	21-Oct-22		4,02,739.73			
Sub-Total									-	30,00,00,00.00		30,00,00,00.00		-							4,02,740		4,02,739.73	7.00%				
Indian Bank	98741031936	26.09.2022	Rs. 100 Crore	13 Days		Unsecured	NA	STL	1,00,00,00,00.00	1,00,00,00,00.00	15-Oct-22			1,00,00,00,00.00	15-Oct-22 28-Oct-22	27-Oct-22	13			6.90%		24,57,534	28-Oct-22		24,57,534.25			
Sub-Total									-	1,00,00,00,00.00		1,00,00,00,00.00		-							24,57,534		24,57,534.25	6.90%				
Deutsche Bank	Master No. 1569250	24.04.2020 (Original Sanction modified on 08.02.2021)	Rs. 300 Crore	14 Days		Secured	1st part passu charge on all present and future movable and immovable assets including stores & spares & 3rd part passu charge on receivables	STL	50,00,00,00.00 50,00,00,00.00	50,00,00,00.00	3-Nov-22			50,00,00,00.00 50,00,00,00.00	3-Nov-22 10-Nov-22 17-Nov-22	9-Nov-22 16-Nov-22	7 7			6.90% 6.81%		6,61,644 6,53,014	10-Nov-22 17-Nov-22		6,61,643.84 6,53,013.70			
Sub-Total									-	50,00,00,00.00		50,00,00,00.00		-							13,14,658		13,14,657.53	6.86%				
Deutsche Bank	Master No. 1569250			14 Days				STL	40,00,00,00.00	40,00,00,00.00	4-Nov-22			40,00,00,00.00	4-Nov-22 18-Nov-22	17-Nov-22	14			6.80%		10,43,288	18-Nov-22		10,43,287.67			
Sub-Total									-	40,00,00,00.00		40,00,00,00.00		-							10,43,288		10,43,287.67	6.80%				
Deutsche Bank	Master No. 1569250			35 Days				STL	90,00,00,00.00 90,00,00,00.00 30,00,00,00.00 30,00,00,00.00	90,00,00,00.00	7-Nov-22			90,00,00,00.00 90,00,00,00.00 30,00,00,00.00 30,00,00,00.00	7-Nov-22 21-Nov-22 28-Nov-22 12-Dec-22	20-Nov-22 27-Nov-22 4-Dec-22 11-Dec-22	14 7 7 7			6.92% 6.88% 6.95% 6.90%		23,88,622 11,87,507 3,99,863 3,94,685	21-Nov-22 28-Nov-22 05-Dec-22 12-Dec-22		23,88,621.92 11,87,506.85 3,99,863.01 3,94,684.93			
Sub-Total									-	90,00,00,00.00		90,00,00,00.00		-							43,70,877		43,70,876.71	6.91%				
Deutsche Bank	Master No. 1569250			7 Days				STL	20,00,00,00.00	20,00,00,00.00	14-Nov-22			20,00,00,00.00	14-Nov-22 21-Nov-22	20-Nov-22	7			6.98%		2,67,726	21-Nov-22		2,67,726.03			
Sub-Total									-	20,00,00,00.00		20,00,00,00.00		-							2,67,726		2,67,726.03	6.98%				
Deutsche Bank	Master No. 1569250			14 Days				STL	50,00,00,00.00 50,00,00,00.00	50,00,00,00.00	30-Nov-22			50,00,00,00.00 50,00,00,00.00	30-Nov-22 07-Dec-22 14-Dec-22	6-Dec-22 13-Dec-22	7 7			6.90% 7.17%		6,61,644 6,67,534	07-Dec-22 14-Dec-22		6,61,643.84 6,67,534.25			
Sub-Total									-	50,00,00,00.00		50,00,00,00.00		-							13,49,178		13,49,178.08	7.04%				
Deutsche Bank	Master No. 1569250			36 Days				STL	1,00,00,00,00.00 1,00,00,00,00.00 1,00,00,00,00.00 1,00,00,00,00.00 1,00,00,00,00.00 20,00,00,00.00 20,00,00,00.00	1,00,00,00,00.00	2-Jan-23			1,00,00,00,00.00 1,00,00,00,00.00 1,00,00,00,00.00 1,00,00,00,00.00 1,00,00,00,00.00 80,00,00,00.00 20,00,00,00.00	2-Jan-23 9-Jan-23 16-Jan-23 23-Jan-23 29-Jan-23 30-Jan-23 7-Feb-23	8-Jan-23 15-Jan-23 22-Jan-23 29-Jan-23 5-Feb-23 6-Feb-23 7-Feb-23	7 7 7 7 7 1			7.10% 7.16% 7.11% 7.37% 7.21% 7.05%		13,61,644 13,73,151 13,63,562 14,13,425 2,76,548 38,630	09-Jan-23 16-Jan-23 23-Jan-23 30-Jan-23 06-Feb-23 07-Feb-23		13,61,643.84 13,73,150.68 13,63,561.64 14,13,424.66 2,76,547.95 38,630.14			
Sub-Total									-	1,00,00,00,00.00		1,00,00,00,00.00		-							58,26,959		58,26,958.90	7.19%				
Deutsche Bank	Master No. 1569250			14 Days				STL	1,00,00,00,00.00 20,00,00,00.00	1,00,00,00,00.00	4-Jan-23			1,00,00,00,00.00 20,00,00,00.00	4-Jan-23 11-Jan-23 18-Jan-23	10-Jan-23 17-Jan-23	7 7			7.10% 7.09%		13,61,644 2,71,945	11-Jan-23 18-Jan-23		13,61,643.84 2,71,945.21			
Sub-Total									-	1,00,00,00,00.00		1,00,00,00,00.00		-							16,33,589		16,33,589.04	7.10%				
Deutsche Bank	Master No. 1569250			7 Days				STL	25,00,00,00.00	25,00,00,00.00	12-Jan-23			25,00,00,00.00	12-Jan-23 19-Jan-23	18-Jan-23	7			7.07%		3,38,973	19-Jan-23		3,38,972.60			
Sub-Total									-	25,00,00,00.00		25,00,00,00.00		-							3,38,973		3,38,972.60	7.07%				
Yes Bank		10.01.2023	Rs. 100 Crore	30 Days		Unsecured	NA	Commercial Paper	99,43,20,00.00 99,43,20,00.00	99,43,20,00.00	11-Jan-23			99,43,20,00.00 99,43,20,00.00	11-Jan-23 10-Feb-23	31-Jan-23 09-Feb-23	21 9			6.95% 6.95%		39,76,000 17,04,000	18-Feb-23 10-Feb-23		39,76,000.30 17,04,000.13			
Sub-Total									-	99,43,20,00.00		99,43,20,00.00		-							56,80,000		56,80,000	6.95%				



Details of Short Term Loans for FY 2022-23																										
Name of Lender	Loan No.	Date of Sanction/Agreement	Amount	Details of Sanction		Secured or Unsecured	Security	Nature of Facility	Opening Balance	Disbursed		Repaid		Closing Balance	From	To	Days	MCLR	Spread	Rate	Accrued Interest as on 01.04.2022	Interest Paid pertaining to Current Year	Date of Payment of Interest	Accrued Interest as on 31.03.2023	Total Interest for FY 22-23	Weighted Average Rate of Interest
				Period of Loan (Days) (This period is considered from loan)	Moratorium Period, if Any					Received during the year	Date of Disbursement	Repayment	Date of Repayment													
Karnataka Bank	5377004400009701	02.02.2023	Rs. 100 Crore	58 Days		Unsecured	NA	STL	1,00,00,00,000.00 1,00,00,00,000.00 70,00,00,000.00	1,00,00,00,000.00	02-Feb-23	30,00,00,000.00	28-Mar-23	1,00,00,00,000.00 1,00,00,00,000.00 70,00,00,000.00	02-Feb-23 01-Mar-23 28-Mar-23	28-Feb-23 27-Mar-23 31-Mar-23	27 27 4			7.00% 7.00% 7.00%		51,78,082 51,78,082 5,36,986	28-Feb-23 31-Mar-23 31-Mar-23		51,78,082.19 51,78,082.19 5,36,986.30	
Sub-Total									-	1,00,00,00,000		30,00,00,000		70,00,00,000								1,08,93,151		0	1,08,93,151	7.00%
Karnataka Bank	5377004400009801	04.02.2023	Rs. 100 Crore	23 Days		Unsecured	NA	STL	1,00,00,00,000 30,00,00,000	1,00,00,00,000	04-Feb-23	70,00,00,000 30,00,00,000	24-Feb-23 27-Feb-23	1,00,00,00,000 30,00,00,000	04-Feb-23 24-Feb-23 27-Feb-23	23-Feb-23 26-Feb-23	20 3			7.10% 7.10%		38,90,411 1,75,068	27-Feb-23 27-Feb-23		38,90,410.96 1,75,068.49	
Sub-Total									-	1,00,00,00,000		1,00,00,00,000		-								40,65,479		0	40,65,479	7.10%
Deutsche Bank	Master No. 1569250	24.04.2020 (Original Sanction modified on 08.02.2021)	Rs. 200 Crore	6 days		Secured	1st part passu charge on all present and future movable and immovable assets including stores & spares & 3rd part passu charge on receivables	STL	1,00,00,00,000	1,00,00,00,000	01-Feb-23	1,00,00,00,000	07-Feb-23	1,00,00,00,000	01-Feb-23 07-Feb-23	06-Feb-23	6			7.25%		11,91,781	07-Feb-23		11,91,780.82	
Sub-Total								-	1,00,00,00,000		1,00,00,00,000		-								11,91,781			11,91,781	7.25%	
Deutsche Bank	Master No. 1569250			11 Days				STL	20,00,00,000 20,00,00,000	20,00,00,000	06-Feb-23	20,00,00,000	17-Feb-23	20,00,00,000	06-Feb-23 13-Feb-23 17-Feb-23	12-Feb-23 16-Feb-23	7 4			7.15% 7.58%		2,74,247 1,66,137	13-Feb-23 17-Feb-23		2,74,246.58 1,66,136.99	
Sub-Total								-	20,00,00,000		20,00,00,000		-								4,40,384		0	4,40,384	7.31%	
Indian Bank	7472639551	26.09.2022	Rs. 80 Crore	1 Day		Unsecured	NA	STL	80,00,00,000	80,00,00,000	31-Mar-23			80,00,00,000 80,00,00,000	31-Mar-23	31-Mar-23	1			7.70%		1,68,767	31-Mar-23		1,68,767	
Sub-Total									-	80,00,00,000		-		80,00,00,000								1,68,767		0	1,68,767	7.70%
Grand Total									-	33,48,91,23,000		31,98,91,23,000	0	1,50,00,00,000								19,28,37,946		0	19,28,37,946	6.91%



		Details of Working Capital (WCDL) for FY 2022-2023																					
Name of Lender	Loan A/c No.	Details of Sanction					Principal	Repaid					From	To	Days	Rate	Accrued Interest as on 01.04.2022	Interest Paid pertaining to Current Year	Date of Payment of Interest	Accrued Interest as on 31.03.2023	Total Interest for FY 2022-2023	Weighted Average Rate of Interest	
		Date of Sanction/Agreement	Amount	Secured or Unsecured	Security	Nature of Facility		Opening Balance	Disbursed	Repayment	Closing Balance	Received during the year											Date of Disbursement
Axis Bank Ltd.	919080026302545 / D12363457	23.06.2022	3,00,00,00,000	Unsecured	N.A.	Overdraft (Taken in the form of WCDL)		30,00,00,000	5-Apr-22	30,00,00,000	13-Apr-22	-	5-Apr-22	13-Apr-22	8	5.30%		3,48,493	30-Apr-22		3,48,493		
	919080026302545 / D12364596							30,00,00,000	7-Apr-22	30,00,00,000	16-Apr-22	-	7-Apr-22	16-Apr-22	9	5.30%		3,92,055	30-Apr-22		3,92,055		
	919080026302545 / D12362633							56,42,65,132	3-Apr-22	56,42,65,132	21-Apr-22	-	3-Apr-22	21-Apr-22	18	5.30%		14,74,819	30-Apr-22		14,74,819		
	919080026302545 / D12366664							30,00,00,000	13-Apr-22	30,00,00,000	22-Apr-22	-	13-Apr-22	22-Apr-22	9	5.30%		3,92,055	30-Apr-22		3,92,055		
	919080026302545 / D12370329							26,02,20,796	21-Apr-22	26,02,20,796	28-Apr-22	-	21-Apr-22	28-Apr-22	7	5.30%		2,64,498	30-Apr-22		2,64,498		
	919080026302545 / D12363314							4,47,50,242	4-Apr-22	4,47,50,242	1-May-22	4,47,50,242	4-Apr-22	1-May-22	27	5.30%		1,75,445	30-Apr-22		1,75,445		
	919080026302545 / D12371550							4,47,50,242	1-May-22	4,47,50,242	5-May-22	1-May-22	5-May-22	4	5.30%		25,992	31-May-22		25,992			
	919080026302545 / D12372132							4,16,78,378	25-Apr-22	4,16,78,378	1-May-22	4,16,78,378	25-Apr-22	1-May-22	6	5.30%		36,312	30-Apr-22		36,312		
	919080026302545 / D12372132							4,16,78,378	1-May-22	4,16,78,378	27-May-22	1-May-22	27-May-22	26	5.30%		1,57,350	31-May-22		1,57,350			
	919080026302545 / D12373944							4,62,03,449	26-Apr-22	4,62,03,449	1-May-22	4,62,03,449	26-Apr-22	1-May-22	5	5.30%		33,545	30-Apr-22		33,545		
	919080026302545 / D12373944							4,62,03,449	1-May-22	4,62,03,449	25-May-22	4,62,03,449	1-May-22	25-May-22	24	5.30%		1,61,016	31-May-22		1,61,016		
	919080026302545 / D12373907							48,27,68,720	29-Apr-22	48,27,68,720	1-May-22	48,27,68,720	29-Apr-22	1-May-22	2	5.30%		1,40,201	30-Apr-22		1,40,201		
	919080026302545 / D12373907							48,27,68,720	1-May-22	48,27,68,720	27-May-22	48,27,68,720	1-May-22	27-May-22	26	5.30%		18,22,617	31-May-22		18,22,617		
	919080026302545 / D12373907							40,00,00,000	1-May-22	40,00,00,000	1-Jun-22	40,00,00,000	27-May-22	1-Jun-22	5	5.30%		2,90,411	31-May-22		2,90,411		
	919080026302545 / D12373907							40,00,00,000	1-Jun-22	40,00,00,000	6-Jun-22	40,00,00,000	1-Jun-22	6-Jun-22	5	5.30%		2,90,411	30-Jun-22		2,90,411		
	919080026302545 / D12391308							60,00,00,000	30-Apr-22	60,00,00,000	1-May-22	60,00,00,000	30-Apr-22	1-May-22	1	5.30%		87,123	30-Apr-22		87,123		
	919080026302545 / D12391308							60,00,00,000	1-May-22	60,00,00,000	1-Jun-22	60,00,00,000	1-May-22	1-Jun-22	31	5.30%		27,00,822	31-May-22		27,00,822		
	919080026302545 / D12391308							60,00,00,000	1-Jun-22	60,00,00,000	10-Jun-22	60,00,00,000	1-Jun-22	10-Jun-22	9	5.30%		7,84,110	30-Jun-22		7,84,110		
	919080026302545 / D12391308							40,00,00,000	4-Jun-22	40,00,00,000	13-Jun-22	40,00,00,000	4-Jun-22	13-Jun-22	9	5.80%		5,72,055	30-Jun-22		5,72,055		
	919080026302545 / D12391308							40,00,00,000	13-Jun-22	40,00,00,000	22-Jun-22	40,00,00,000	13-Jun-22	22-Jun-22	9	6.20%		6,11,507	30-Jun-22		6,11,507		
	919080026302545 / D12394269							20,00,00,000	13-Jun-22	20,00,00,000	24-Jun-22	20,00,00,000	13-Jun-22	24-Jun-22	2	6.20%		67,945	30-Jun-22		67,945		
	919080026302545 / D12395044							60,00,00,000	10-Jun-22	60,00,00,000	18-Jun-22	60,00,00,000	10-Jun-22	18-Jun-22	8	6.16%		8,10,411	30-Jun-22		8,10,411		
	919080026302545 / D12398585							40,00,00,000	13-Jun-22	40,00,00,000	21-Jun-22	40,00,00,000	13-Jun-22	21-Jun-22	8	6.20%		5,43,562	30-Jun-22		5,43,562		
	919080026302545 / D12405437							30,00,00,000	18-Jun-22	30,00,00,000	27-Jun-22	30,00,00,000	18-Jun-22	27-Jun-22	9	6.20%		4,58,630	30-Jun-22		4,58,630		
	919080026302545 / D12407106							93,82,418	30-Jun-22	93,82,418	8-Jul-22	93,82,418	30-Jun-22	8-Jul-22	8	6.20%		12,750	31-Jul-22		12,750		
	919080026302545 / D12407106							31,54,039	4-Jul-22	31,54,039	13-Jul-22	31,54,039	4-Jul-22	13-Jul-22	9	6.20%		4,822	31-Jul-22		4,822		
	919080026302545 / D12405005							30,00,00,000	1-Jul-22	30,00,00,000	25-Jul-22	30,00,00,000	1-Jul-22	25-Jul-22	24	6.20%		12,23,014	31-Jul-22		12,23,014		
	919080026302545 / D12405005							15,00,00,000	1-Jul-22	15,00,00,000	1-Aug-22	15,00,00,000	1-Jul-22	1-Aug-22	31	6.20%		7,89,863	31-Jul-22		7,89,863		
	919080026302545 / D12407696							15,00,00,000	1-Aug-22	15,00,00,000	3-Aug-22	15,00,00,000	1-Aug-22	3-Aug-22	2	6.20%		50,959	31-Aug-22		50,959		
	919080026302545 / D12407696							40,00,00,000	6-Jul-22	40,00,00,000	1-Aug-22	40,00,00,000	6-Jul-22	1-Aug-22	26	6.20%		17,66,575	31-Jul-22		17,66,575		
	919080026302545 / D12407696							40,00,00,000	1-Aug-22	40,00,00,000	10-Aug-22	40,00,00,000	1-Aug-22	10-Aug-22	9	6.20%		6,11,507	31-Aug-22		6,11,507		
	919080026302545 / D12407696							40,00,00,000	10-Aug-22	40,00,00,000	30-Aug-22	40,00,00,000	10-Aug-22	30-Aug-22	20	6.35%		13,91,781	31-Aug-22		13,91,781		
	919080026302545 / D12407696							20,00,00,000	10-Aug-22	20,00,00,000	1-Sep-22	20,00,00,000	10-Aug-22	1-Sep-22	2	6.35%		69,589	31-Aug-22		69,589		
	919080026302545 / D12407696							20,00,00,000	1-Sep-22	20,00,00,000	9-Sep-22	20,00,00,000	1-Sep-22	9-Sep-22	8	6.35%		2,78,356	30-Sep-22		2,78,356		
	919080026302545 / D12408950							20,00,00,000	9-Sep-22	20,00,00,000	20-Sep-22	20,00,00,000	9-Sep-22	20-Sep-22	11	6.35%		3,82,740	30-Sep-22		3,82,740		
	919080026302545 / D12408950							30,00,00,000	8-Jul-22	30,00,00,000	1-Aug-22	30,00,00,000	8-Jul-22	1-Aug-22	24	6.20%		12,23,014	31-Jul-22		12,23,014		
	919080026302545 / D12408950							30,00,00,000	1-Aug-22	30,00,00,000	10-Aug-22	30,00,00,000	1-Aug-22	10-Aug-22	9	6.20%		4,58,630	31-Aug-22		4,58,630		
	919080026302545 / D12408950							30,00,00,000	10-Aug-22	30,00,00,000	22-Aug-22	30,00,00,000	10-Aug-22	22-Aug-22	12	6.35%		6,26,301	31-Aug-22		6,26,301		
	919080026302545 / D12422859							3,12,286	3-Aug-22	3,12,286	11-Aug-22	3,12,286	3-Aug-22	11-Aug-22	8	6.35%		435	31-Aug-22		435		
	919080026302545 / D12423034							40,00,00,000	4-Aug-22	40,00,00,000	29-Aug-22	40,00,00,000	4-Aug-22	29-Aug-22	25	6.35%		17,39,726	31-Aug-22		17,39,726		
	919080026302545 / D12451198							14,30,80,886	29-Aug-22	14,30,80,886	1-Sep-22	14,30,80,886	29-Aug-22	1-Sep-22	3	6.50%		76,440	31-Aug-22		76,440		
	919080026302545 / D12451198							14,30,80,886	1-Sep-22	14,30,80,886	5-Sep-22	14,30,80,886	1-Sep-22	5-Sep-22	4	6.50%		1,01,921	30-Sep-22		1,01,921		
	919080026302545 / D12454026							14,30,80,886	5-Sep-22	14,30,80,886	12-Sep-22	14,30,80,886	5-Sep-22	12-Sep-22	7	6.35%		1,74,245	30-Sep-22		1,74,245		
	919080026302545 / D12454026							88,63,388	31-Aug-22	88,63,388	7-Sep-22	88,63,388	31-Aug-22	7-Sep-22	7	6.35%		10,794	30-Sep-22		10,794		
	919080026302545 / D12452836							20,00,00,000	31-Aug-22	20,00,00,000	1-Sep-22	20,00,00,000	31-Aug-22	1-Sep-22	1	6.35%		34,795	31-Aug-22		34,795		
	919080026302545 / D12456373							20,00,00,000	1-Sep-22	20,00,00,000	12-Sep-22	20,00,00,000	1-Sep-22	12-Sep-22	11	6.35%		3,82,740	30-Sep-22		3,82,740		
	919080026302545 / D12456373							20,00,00,000	3-Sep-22	20,00,00,000	13-Sep-22	20,00,00,000	3-Sep-22	13-Sep-22	10	6.35%		3,47,945	30-Sep-22		3,47,945		
	919080026302545 / D12456373							30,00,00,000	3-Sep-22	30,00,00,000	17-Sep-22	30,00,00,000	3-Sep-22	17-Sep-22	14	6.35%		7,30,685	30-Sep-22		7,30,685		
	919080026302545 / D12459617							10,00,00,000	3-Sep-22	10,00,00,000	23-Sep-22	10,00,00,000	3-Sep-22	23-Sep-22	20	6.35%		3,47,945	30-Sep-22		3,47,945		
919080026302545 / D12459617		30,00,00,000	7-Sep-22	30,00,00,000	14-Sep-22	30,00,00,000	7-Sep-22	14-Sep-22	7	6.35%		3,65,342	30-Sep-22		3,65,342								
919080026302545 / D12469225		20,00,00,000	15-Sep-22	20,00,00,000	26-Sep-22	20,00,00,000	15-Sep-22	26-Sep-22	11	6.35%		3,82,740	30-Sep-22		3,82,740								
919080026302545 / D12469225		20,00,00,000	15-Sep-22	20,00,00,000	27-Sep-22	20,00,00,000	15-Sep-22	27-Sep-22	12	6.35%		4,17,534	30-Sep-22		4,17,534								
919080026302545 / D12455379		1,91,64,219	1-Sep-22	1,91,64,219	26-Sep-22	1,91,64,219	1-Sep-22	26-Sep-22	27	6.35%		90,019	30-Sep-22		90,019								
919080026302545 / D12476584		15,02,608	21-Sep-22	15,02,608	28-Sep-22	15,02,608	21-Sep-22	28-Sep-22	7	6.35%		1,830	30-Sep-22		1,830								
919080026302545 / D12473083		40,00,00,000	19-Sep-22	40,00,00,000	27-Sep-22	40,00,00,000	19-Sep-22	27-Sep-22	8	6.35%		5,56,712	30-Sep-22		5,56,712								
919080026302545 / D12477775		11,45,83,646	22-Sep-22	11,45,83,646	30-Sep-22	11,45,83,646	22-Sep-22	30-Sep-22	8	6.35%		1,59,475	30-Sep-22		1,59,475								
919080026302545 / D12491608		20,00,00,000	6-Oct-22	20,00,00,000	29-Oct-22	20,00,00,000	6-Oct-22	29-Oct-22	23	6.95%		8,75,890	31-Oct-22		8,75,890								
919080026302545 / D12491608		42,13,28,593	6-Oct-22	42,13,28,593	31-Oct-22	42,13,28,593	6-Oct-22	31-Oct-22	25	6.95%		20,05,640	31-Oct-22		20,05,640								
919080026302545 / D12491409		1,00,00,00,000	7-Oct-22	1,00,00,00,000	1-Nov-22	1,00,00,00,000	7-Oct-22	1-Nov-22	25	6.95%		47,60,274	31-Oct-22		47,60,274								
919080026302545 / D12491409		1,00,00,00,000	7-Nov-22	1,00,00,00,000	7-Nov-22	1,00,00,00,000	7-Nov-22	7-Nov-22	6	6.95%		11,42,466	30-Nov-22		11,42,466								
919080026302545 / D12523192		15,00,00,000	7-Nov-22	15,00,00,000	19-Nov-22	15,00,00,000	7-Nov-22	19-Nov-22	12	7.00%		3,45,205	30-Nov-22		3,45,205								
919080026302545 / D12515166		1,51,03,225	30-Oct-22	1,51,03,225	1-Nov-22	1,51,03,225	30-Oct-22	1-Nov-22	2	6.95%		5,752	31-Oct-22		5,752								
919080026302545 / D12515443		1,51,03,225	1-Nov-22	1,51,03,225	29-Nov-22	1,51,03,225	1-Nov-22	29-Nov-22	28	7.00%		81,102	30-Nov-22		81,102								
919080026302545 / D12515443		42,13,28,593	31-Oct-22	42,13,28,593																			

Details of Working Capital (WCDL) for FY 2022-2023																						
Name of Lender	Loan A/c No.	Details of Sanction				Nature of Facility	Opening Balance	Disbursed		Repaid		Closing Balance	From	To	Days	Rate	Accrued Interest as on 01.04.2022	Interest Paid pertaining to Current Year	Date of Payment of Interest	Accrued Interest as on 31.03.2023	Total Interest for FY 2022-2023	Weighted Average Rate of Interest
		Date of Sanction/Agreement	Amount	Secured or Unsecured	Security			Received during the year	Date of Disbursement	Repayment	Date of repayment											
919080026302545 / D12549267						2,88,818	1-Dec-22	1-Jan-23	2,88,818	1-Dec-22	1-Jan-23	2,88,818	1-Dec-22	1-Jan-23	31	7.00%		1,717	31-Dec-22		1,717	
						2,88,818	1-Jan-23	2,88,818	1-Jan-23	21-Jan-23	1-Jan-23	21-Jan-23	20	7.00%		1,108	31-Jan-23		1,108			
						14,98,73,449	28-Nov-22	1-Dec-22	14,98,73,449	28-Nov-22	1-Dec-22	14,98,73,449	28-Nov-22	1-Dec-22	3	7.00%		86,229	30-Nov-22		86,229	
919080026302545 / D12550974						14,98,73,449	1-Dec-22	1-Jan-23	14,98,73,449	1-Dec-22	1-Jan-23	14,98,73,449	1-Dec-22	1-Jan-23	22	7.00%		6,32,343	31-Dec-22		6,32,343	
						1,52,29,776	29-Nov-22	1-Dec-22	1,52,29,776	29-Nov-22	1-Dec-22	1,52,29,776	29-Nov-22	1-Dec-22	2	7.00%		5,842	30-Nov-22		5,842	
						1,52,29,776	1-Dec-22	1-Jan-23	1,52,29,776	1-Dec-22	1-Jan-23	1,52,29,776	1-Dec-22	1-Jan-23	31	7.00%		90,544	31-Dec-22		90,544	
919080026302545 / D12561456						1,52,29,776	1-Jan-23	1-Feb-23	1,52,29,776	1-Jan-23	1-Feb-23	1,52,29,776	1-Jan-23	1-Feb-23	31	7.00%		90,544	31-Jan-23		90,544	
						1,52,29,776	1-Feb-23	7-Feb-23	1,52,29,776	1-Feb-23	7-Feb-23	1,52,29,776	1-Feb-23	7-Feb-23	6	7.00%		17,525	28-Feb-23		17,525	
						20,00,00,000	9-Dec-22	20,00,00,000	20-Dec-22	9-Dec-22	20-Dec-22	20,00,00,000	9-Dec-22	20-Dec-22	11	7.10%		4,27,945	31-Dec-22		4,27,945	
919080026302545 / D12565377						30,00,00,000	14-Dec-22	30,00,00,000	22-Dec-22	14-Dec-22	22-Dec-22	30,00,00,000	14-Dec-22	22-Dec-22	8	7.10%		4,68,449	31-Dec-22		4,68,449	
						30,00,00,000	3-Dec-22	35,00,00,000	23-Dec-22	3-Dec-22	23-Dec-22	35,00,00,000	3-Dec-22	23-Dec-22	20	7.00%		13,42,466	31-Dec-22		13,42,466	
						40,00,00,000	3-Jan-23	40,00,00,000	16-Jan-23	7-Jan-23	16-Jan-23	40,00,00,000	7-Jan-23	16-Jan-23	9	7.25%		7,15,058	31-Jan-23		7,15,058	
919080026302545 / D12590205						40,00,00,000	7-Jan-23	40,00,00,000	17-Jan-23	7-Jan-23	17-Jan-23	40,00,00,000	7-Jan-23	17-Jan-23	10	7.25%		7,94,521	31-Jan-23		7,94,521	
						14,79,32,859	6-Jan-23	14,79,32,859	18-Jan-23	6-Jan-23	18-Jan-23	14,79,32,859	6-Jan-23	18-Jan-23	12	7.25%		3,52,607	31-Jan-23		3,52,607	
						74,11,966	31-Jan-23	74,11,966	20-Feb-23	31-Jan-23	20-Feb-23	74,11,966	31-Jan-23	20-Feb-23	20	7.25%		29,445	31-Jan-23		29,445	
919080026302545 / D12617784						25,00,00,000	14-Feb-23	25,00,00,000	21-Feb-23	14-Feb-23	21-Feb-23	25,00,00,000	14-Feb-23	21-Feb-23	7	7.50%		3,59,589	28-Feb-23		3,59,589	
						12,84,82,581	14-Feb-23	12,84,82,581	22-Feb-23	14-Feb-23	22-Feb-23	12,84,82,581	14-Feb-23	22-Feb-23	8	7.50%		2,11,204	28-Feb-23		2,11,204	
						80,05,00,658	12-Mar-23	80,05,00,658	23-Mar-23	12-Mar-23	23-Mar-23	80,05,00,658	12-Mar-23	23-Mar-23	11	7.50%		18,09,351	31-Mar-23		18,09,351	
920080063101068 / D12360972						80,04,677	1-Apr-22	80,04,677	12-Apr-22	1-Apr-22	12-Apr-22	80,04,677	1-Apr-22	12-Apr-22	11	5.30%		12,786	30-Apr-22		12,786	
						73,97,76,778	1-Apr-22	73,97,76,778	19-Apr-22	1-Apr-22	19-Apr-22	73,97,76,778	1-Apr-22	19-Apr-22	18	5.30%		19,33,554	30-Apr-22		19,33,554	
						2,30,01,882	19-Apr-22	2,30,01,882	29-Apr-22	19-Apr-22	29-Apr-22	2,30,01,882	19-Apr-22	29-Apr-22	10	5.30%		33,400	30-Apr-22		33,400	
920080063101068 / D12369235						25,00,00,000	4-Apr-22	1-May-22	25,00,00,000	4-Apr-22	1-May-22	25,00,00,000	4-Apr-22	1-May-22	27	5.30%		9,80,137	30-Apr-22		9,80,137	
						25,00,00,000	1-May-22	4-May-22	25,00,00,000	1-May-22	4-May-22	25,00,00,000	1-May-22	4-May-22	3	5.30%		1,08,804	31-May-22		1,08,804	
						25,00,00,000	25-Apr-22	1-May-22	72,00,00,000	25-Apr-22	1-May-22	72,00,00,000	25-Apr-22	1-May-22	6	5.30%		6,27,288	30-Apr-22		6,27,288	
920080063101068 / D12371121						72,00,00,000	1-May-22	55,00,00,000	9-May-22	1-May-22	9-May-22	72,00,00,000	1-May-22	9-May-22	8	5.30%		8,36,384	31-May-22		8,36,384	
						17,00,00,000	9-May-22	17,00,00,000	25-May-22	9-May-22	25-May-22	17,00,00,000	9-May-22	25-May-22	16	5.30%		3,94,959	31-May-22		3,94,959	
						2,18,52,470	26-Apr-22	1-May-22	2,18,52,470	26-Apr-22	1-May-22	2,18,52,470	26-Apr-22	1-May-22	3	5.30%		9,919	30-Apr-22		9,919	
920080063101068 / D12377135						2,18,52,470	1-May-22	2,18,52,470	24-May-22	1-May-22	24-May-22	2,18,52,470	1-May-22	24-May-22	23	5.30%		72,981	31-May-22		72,981	
						25,00,00,000	7-May-22	25,00,00,000	21-May-22	7-May-22	21-May-22	25,00,00,000	7-May-22	21-May-22	14	5.70%		5,46,575	31-May-22		5,46,575	
						25,00,00,000	13-May-22	25,00,00,000	23-May-22	13-May-22	23-May-22	25,00,00,000	13-May-22	23-May-22	10	5.70%		3,90,411	31-May-22		3,90,411	
920080063101068 / D12381257						30,00,00,000	17-May-22	30,00,00,000	25-May-22	17-May-22	25-May-22	30,00,00,000	17-May-22	25-May-22	8	5.70%		3,74,795	31-May-22		3,74,795	
						13,84,49,784	23-May-22	13,84,49,784	30-May-22	23-May-22	30-May-22	13,84,49,784	23-May-22	30-May-22	7	5.70%		1,51,346	31-May-22		1,51,346	
						2,18,52,470	24-May-22	1-Jun-22	2,18,52,470	24-May-22	1-Jun-22	2,18,52,470	24-May-22	1-Jun-22	8	5.70%		27,301	31-May-22		27,301	
920080063101068 / D12384830						2,18,52,470	1-Jun-22	2,18,52,470	14-Jun-22	1-Jun-22	14-Jun-22	2,18,52,470	1-Jun-22	14-Jun-22	13	5.70%		44,364	30-Jun-22		44,364	
						51,62,03,449	25-May-22	1-Jun-22	51,62,03,449	25-May-22	1-Jun-22	51,62,03,449	25-May-22	1-Jun-22	7	5.70%		5,64,288	30-Jun-22		5,64,288	
						21,62,03,449	1-Jun-22	21,62,03,449	13-Jun-22	1-Jun-22	13-Jun-22	21,62,03,449	1-Jun-22	13-Jun-22	12	5.70%		9,67,351	30-Jun-22		9,67,351	
920080063101068 / D12388226						46,00,00,000	31-May-22	1-Jun-22	46,00,00,000	31-May-22	1-Jun-22	46,00,00,000	31-May-22	1-Jun-22	1	5.70%		71,836	30-Jun-22		71,836	
						46,00,00,000	1-Jun-22	10,00,00,000	24-Jun-22	1-Jun-22	24-Jun-22	46,00,00,000	1-Jun-22	24-Jun-22	23	5.70%		16,52,219	30-Jun-22		16,52,219	
						36,00,00,000	1-Jun-22	36,00,00,000	28-Jun-22	1-Jun-22	28-Jun-22	36,00,00,000	1-Jun-22	28-Jun-22	4	5.70%		2,24,877	30-Jun-22		2,24,877	
920080063101068 / D12399103						10,00,00,000	20-Jun-22	10,00,00,000	27-Jun-22	20-Jun-22	27-Jun-22	10,00,00,000	20-Jun-22	27-Jun-22	7	6.20%		1,18,904	30-Jun-22		1,18,904	
						14,09,52,800	20-Jun-22	14,09,52,800	28-Jun-22	20-Jun-22	28-Jun-22	14,09,52,800	20-Jun-22	28-Jun-22	8	6.20%		1,91,541	30-Jun-22		1,91,541	
						19,69,161	22-Jun-22	19,69,161	30-Jun-22	22-Jun-22	30-Jun-22	19,69,161	22-Jun-22	30-Jun-22	8	6.20%		2,676	30-Jun-22		2,676	
920080063101068 / D12401363						14,99,06,778	23-Jun-22	14,99,06,778	30-Jun-22	23-Jun-22	30-Jun-22	14,99,06,778	23-Jun-22	30-Jun-22	7	6.20%		1,78,245	30-Jun-22		1,78,245	
						1,00,00,00,000	1-Jul-22	1-Aug-22	1,00,00,00,000	1-Jul-22	1-Aug-22	1,00,00,00,000	1-Jul-22	1-Aug-22	31	6.20%		52,65,753	31-Jul-22		52,65,753	
						1,00,00,00,000	1-Aug-22	5-Aug-22	1,00,00,00,000	1-Aug-22	5-Aug-22	1,00,00,00,000	1-Aug-22	5-Aug-22	4	6.20%		6,79,452	31-Aug-22		6,79,452	
920080063101068 / D12405008						1,00,00,00,000	5-Aug-22	1-Sep-22	1,00,00,00,000	5-Aug-22	1-Sep-22	1,00,00,00,000	5-Aug-22	1-Sep-22	27	6.35%		46,97,260	31-Aug-22		46,97,260	
						1,00,00,00,000	1-Sep-22	3-Sep-22	1,00,00,00,000	1-Sep-22	3-Sep-22	1,00,00,00,000	1-Sep-22	3-Sep-22	2	6.35%		3,47,945	30-Sep-22		3,47,945	
						1,00,00,00,000	3-Sep-22	60,00,00,000	21-Sep-22	3-Sep-22	21-Sep-22	60,00,00,000	3-Sep-22	21-Sep-22	18	6.35%		31,31,507	30-Sep-22		31,31,507	
920080063101068 / D12483912						40,00,00,000	3-Sep-22	40,00,00,000	23-Sep-22	3-Sep-22	23-Sep-22	40,00,00,000	3-Sep-22	23-Sep-22	2	6.35%		1,39,178	30-Sep-22		1,39,178	
						42,53,34,656	28-Sep-22	1-Oct-22	42,53,34,656	28-Sep-22	1-Oct-22	42,53,34,656	28-Sep-22	1-Oct-22	3	6.50%		2,27,234	30-Sep-22		2,27,234	
						36,45,20,982	1-Oct-22	6-Oct-22	36,45,20,982	1-Oct-22	6-Oct-22	36,45,20,982	1-Oct-22	6-Oct-22	5	6.50%		3,78,723	31-Oct-22		3,78,723	
920080063101068 / D12486577						36,45,20,982	30-Sep-22	7-Oct-22	36,45,20,982	30-Sep-22	7-Oct-22	36,45,20,982	30-Sep-22	7-Oct-22	7	6.50%		4,54,403	31-Oct-22		4,54,403	
						36,45,20,982	7-Oct-22	11-Nov-22	36,45,20,982	7-Oct-22	11-Nov-22	36,45,20,982	7-Oct-22	11-Nov-22	25	6.95%		17,35,220	31-Oct-22		17,35,220	
						15,00,00,000	1-Nov-22	7-Nov-22	15,00,00,000	1-Nov-22	7-Nov-22	15,00,00,000	1-Nov-22	7-Nov-22	6	6.95%		4,16,453	30-Nov-22		4,16,453	
920080063101068 / D12520874						85,00,00,000	5-Nov-22	15,00,00,000	28-Nov-22	5-Nov-22	28-Nov-22	85,00,00,000	5-Nov-22	28-Nov-22	23	7.00%		6,61,644	30-Nov-22		6,61,644	
						85,00,00,000	7-Nov-22	1-Dec-22	85,00,00,000	7-Nov-22	1-Dec-22	85,00,00,000	7-Nov-22	1-Dec-22	24	7.00%		39,12,329	30-Nov-22		39,12,329	
						20,00,00,000	1-Dec-22	65,00,00,000	26-Dec-22	1-Dec-22	26-Dec-22	20,00,00,000	1-Dec-22	26-Dec-22	25	7.00%		40,75,342	31-Dec-22		40,75,342	
920080063101068 / D12523238						20,00,00,000	26-Dec-22	1-Jan-23	20,00,00,000	26-Dec-22	1-Jan-23	20,00,00,000	26-Dec-22	1-Jan-23	6	7.00%		2,30,137	31-Dec-22		2,30,137	
						15,00,00,000	1-Jan-23	20,00,00,000	4-Jan-23	1-Jan-23	4-Jan-23	15,00,00,000	1-Jan-23	4-Jan-23	3	7.00%		1,15,068	31-Jan-23		1,15,068	
						52,00,00,000																

		Details of Working Capital (WCDL) for FY 2022-2023																						Weighted Average Rate of Interest																	
Name of Lender	Loan A/c No.	Details of Sanction				Nature of Facility	Opening Balance	Principal			Closing Balance	From	To	Days	Rate	Accrued Interest as on 01.04.2022	Interest Paid pertaining to Current Year	Date of Payment of Interest	Accrued Interest as on 31.03.2023	Total Interest for FY 2022-2023																					
		Date of Sanction/ Agreement	Amount	Secured or Unsecured	Security			Disbursed	Date of Disbursement	Repayment																															
HDFC Bank Ltd.	572LN01220560001	18.07.2022	1,00,00,00,000	Unsecured	NA	(Taken in the form of WCDL)	90,00,00,000	10,00,00,000	1-Apr-22	90,00,00,000	11-Apr-22	1-Apr-22	11-Apr-22	10	4.49%	11,07,123	11,07,123	11-Apr-22	11,07,123	11,07,123	11,07,123	11,07,123	11,07,123	11,07,123																	
	572LN01220940003								1-May-22		4-Apr-22		4-Apr-22					1-May-22																							
									1-May-22		4-May-22		4-May-22					4-May-22																							
	572LN01221370001								1-Jun-22		1-Jun-22		1-Jun-22					1-Jun-22																							
572LN01221010001								90,00,00,000	1-Jun-22	10,00,00,000	1-Jun-22	1-Jun-22	1-Jun-22	16	5.50%	2,41,096	2,41,096	1-Jun-22	2,41,096	2,41,096	2,41,096	2,41,096	2,41,096	2,41,096																	
									1-Jun-22		1-Jun-22		1-Jun-22					1-Jun-22																							
									1-Jun-22		1-Jun-22		1-Jun-22					1-Jun-22																							
									1-Jun-22		1-Jun-22		1-Jun-22					1-Jun-22																							
572LN01221460001								90,00,00,000	1-Jun-22	90,00,00,000	1-Jun-22	1-Jun-22	1-Jun-22	20	4.40%	21,69,863	21,69,863	1-Jun-22	21,69,863	21,69,863	21,69,863	21,69,863	21,69,863	21,69,863																	
									1-Jun-22		1-Jun-22		1-Jun-22					1-Jun-22																							
									1-Jun-22		1-Jun-22		1-Jun-22					1-Jun-22																							
									1-Jun-22		1-Jun-22		1-Jun-22					1-Jun-22																							
572LN01221520002								10,00,00,000	1-Jun-22	10,00,00,000	1-Jun-22	1-Jun-22	1-Jun-22	30	5.50%	4,52,055	4,52,055	1-Jun-22	4,52,055	4,52,055	4,52,055	4,52,055	4,52,055	4,52,055																	
									1-Jun-22		1-Jun-22		1-Jun-22					1-Jun-22																							
									1-Jun-22		1-Jun-22		1-Jun-22					1-Jun-22																							
									1-Jun-22		1-Jun-22		1-Jun-22					1-Jun-22																							
572LN01221620002								10,00,00,000	1-Jul-22	10,00,00,000	1-Jul-22	1-Jul-22	1-Jul-22	31	6.00%	2,09,781	2,09,781	1-Jul-22	2,09,781	2,09,781	2,09,781	2,09,781	2,09,781	2,09,781																	
									1-Jul-22		1-Jul-22		1-Jul-22					1-Jul-22																							
									1-Jul-22		1-Jul-22		1-Jul-22					1-Jul-22																							
									1-Jul-22		1-Jul-22		1-Jul-22					1-Jul-22																							
572LN01221890001								80,00,00,000	1-Aug-22	80,00,00,000	1-Aug-22	1-Aug-22	1-Aug-22	24	6.00%	31,56,164	31,56,164	1-Aug-22	31,56,164	31,56,164	31,56,164	31,56,164	31,56,164	31,56,164																	
									1-Aug-22		1-Aug-22		1-Aug-22					1-Aug-22																							
									1-Aug-22		1-Aug-22		1-Aug-22					1-Aug-22																							
									1-Aug-22		1-Aug-22		1-Aug-22					1-Aug-22																							
572LN01221950007								10,00,00,000	1-Aug-22	10,00,00,000	1-Aug-22	1-Aug-22	1-Aug-22	18	6.00%	2,95,890	2,95,890	1-Aug-22	2,95,890	2,95,890	2,95,890	2,95,890	2,95,890	2,95,890																	
									1-Aug-22		1-Aug-22		1-Aug-22					1-Aug-22																							
									1-Aug-22		1-Aug-22		1-Aug-22					1-Aug-22																							
									1-Aug-22		1-Aug-22		1-Aug-22					1-Aug-22																							
572LN01222280001								10,00,00,000	1-Sep-22	10,00,00,000	1-Sep-22	1-Sep-22	1-Sep-22	16	6.40%	2,80,548	2,80,548	1-Sep-22	2,80,548	2,80,548	2,80,548	2,80,548	2,80,548	2,80,548																	
									1-Sep-22		1-Sep-22		1-Sep-22					1-Sep-22																							
									1-Sep-22		1-Sep-22		1-Sep-22					1-Sep-22																							
									1-Sep-22		1-Sep-22		1-Sep-22					1-Sep-22																							
572LN01222340001								80,00,00,000	1-Sep-22	80,00,00,000	1-Sep-22	1-Sep-22	1-Sep-22	21	6.40%	29,45,753	29,45,753	1-Sep-22	29,45,753	29,45,753	29,45,753	29,45,753	29,45,753	29,45,753																	
									1-Sep-22		1-Sep-22		1-Sep-22					1-Sep-22																							
									1-Sep-22		1-Sep-22		1-Sep-22					1-Sep-22																							
									1-Sep-22		1-Sep-22		1-Sep-22					1-Sep-22																							
572LN01222690002								10,00,00,000	1-Oct-22	10,00,00,000	1-Oct-22	1-Oct-22	1-Oct-22	25	6.40%	4,38,356	4,38,356	1-Oct-22	4,38,356	4,38,356	4,38,356	4,38,356	4,38,356	4,38,356																	
									1-Oct-22		1-Oct-22		1-Oct-22					1-Oct-22																							
									1-Oct-22		1-Oct-22		1-Oct-22					1-Oct-22																							
									1-Oct-22		1-Oct-22		1-Oct-22					1-Oct-22																							
572LN01222790001																																									

Details of Working Capital (WCCL) for FY 2022-2023																							
Name of Lender	Loan A/c No.	Details of Sanction				Nature of Facility	Opening Balance	Principal		Repaid		Closing Balance	From	To	Days	Rate	Accrued Interest as on 01.04.2022	Interest Paid pertaining to Current Year	Date of Payment of Interest	Accrued Interest as on 31.03.2023	Total Interest for FY 2022-2023	Weighted Average Rate of Interest	
		Date of Sanction/Agreement	Amount	Secured or Unsecured	Security			Received during the year	Date of Disbursement	Repayment	Date of repayment												
Standard Chartered Bank		13.06.2022	1,25,00,00,000	Secured	1st pari passu charge on all present and future movable and immovable assets including stores & spares 3rd pari passu charge on	Taken in the form of WCCL	1,20,00,00,000	1,20,00,00,000	13-Jul-22		22-Jul-22	1,20,00,00,000	13-Jul-22	22-Jul-22	9	6.45%		19,08,493	22-Jul-22			19,08,493	
									22-Jul-22	1,20,00,00,000	29-Jul-22	-	22-Jul-22	29-Jul-22	7	6.45%		14,84,384	29-Jul-22			14,84,384	
									1-Aug-22	1,00,00,00,000	10-Aug-22	-	1-Aug-22	10-Aug-22	9	6.45%		15,90,411	10-Aug-22			15,90,411	
Sub Total						-	2,20,00,00,000		2,20,00,00,000		-						-	49,83,288		-		49,83,288	6.45%
IDFC First Bank	10086580256 10089282216 10089578280 10090169319	06.08.2021	2,00,00,000	Unsecured	N.A.	Overdraft (Taken in the form of WCCL)		47,500	2-Apr-22	47,500	9-Apr-22	-	2-Apr-22	9-Apr-22	7	8.30%		76	9-Apr-22			76	
								13,880	12-Apr-22	13,880	19-Apr-22	-	12-Apr-22	19-Apr-22	7	8.30%		22	19-Apr-22			22	
								23,826	18-Apr-22	23,826	25-Apr-22	-	18-Apr-22	25-Apr-22	7	8.30%		38	25-Apr-22			38	
								46,601	27-Apr-22	46,601	4-May-22	-	27-Apr-22	4-May-22	7	8.30%		74	4-May-22			74	
Sub Total						-	1,31,807		1,31,807		-						-	210		-		210	8.30%
Grand Total						1,06,80,04,677	51,39,40,43,393		51,33,07,20,810		1,13,12,88,260						-	23,57,97,464		7,97,624		23,65,95,088	6.49%



TATA Power Delhi Distribution Limited

(in Rs.)

Details of Working Capital (Cash Credit) for FY 2022-23												
Name of Lender	Account No.	Details of Sanction					Principal				Interest Amount	Weighted Average Rate of Interest
		Date of Sanction / Agreement	Amount	Secured or Unsecured	Security	Nature of Facility	Month	Opening Balance	Closing Balance	Weighted Average Balance		
Axis Bank Ltd.	915030039791179	23.06.2022	Rs. 300 Crore	Unsecured	NA	Over Draft	April	1,12,20,03,642	11,04,05,987	5,98,55,270	3,62,946	
							May	11,04,05,987	3,62,94,153	9,45,45,190	5,90,195	
							June	3,62,94,153	1,42,30,804	5,67,99,570	3,59,123	
							July	1,42,30,804	2,47,38,649	6,48,99,558	4,26,791	
							August	2,47,38,649	1,39,34,581	16,13,12,948	10,61,793	
							September	1,39,34,581	36,53,00,643	7,94,28,939	5,05,951	
							October	36,53,00,643	46,52,76,701	16,54,75,055	10,10,909	
							November	46,52,76,701	11,48,92,806	7,41,91,902	3,82,916	
							December	11,48,92,806	47,59,37,425	2,32,73,179	1,66,891	
							January	47,59,37,425	1,47,54,227	27,48,913	19,728	
							February	1,47,54,227	1,16,49,015	4,73,11,976	3,06,258	
							March	1,16,49,015	32,82,41,088	25,99,44,135	18,65,544	
Sub-Total								1,12,20,03,642	32,82,41,088	1,08,97,86,635	70,59,045	7.72%
Canara Bank	1098256001898	04.04.2022	Rs. 150 Crore	Unsecured	NA	Over Draft	April	-	-	-	368	
							May	-	-	59,703		
							June	-	-	-		
							July	-	3,45,749	5,84,06,167	3,67,076	
							August	3,45,749	1,60,977	3,54,76,985	2,14,915	
							September	1,60,977	-	-		
							October	-	14,04,050	23,85,43,611	14,68,840	
							November	14,04,050	5,78,679	9,98,45,496	5,94,970	
							December	5,78,679	1,06,516	2,67,71,652	1,64,847	
							January	1,06,516	49,11,50,957	20,36,10,640	12,53,739	
							February	49,11,50,957	12,40,755	22,64,30,528	12,59,326	
							March	12,40,755	-	-		
Other Adjustment								-	-	88,91,44,782	53,24,081	7.26%
Sub-Total								-	-	88,91,44,782	53,24,081	7.26%
HDFC Bank Ltd.	30310011605	18.07.2022	Rs. 45 Crore	Secured	1st pari passu charge on all present and future movable and immovable assets including stores & spares 3rd pari passu charge on receivables	Cash Credit	April	16,59,89,013	38,68,91,018	13,96,10,403	8,08,975	
							May	38,68,91,018	29,97,71,128	13,47,36,758	8,06,759	
							June	29,97,71,128	20,12,37,479	12,58,74,956	7,29,385	
							July	20,12,37,479	19,11,94,320	13,29,60,367	7,96,123	
							August	19,11,94,320	28,48,51,399	13,67,79,906	8,64,087	
							September	28,48,51,399	9,29,19,017	10,88,46,329	7,06,754	
							October	9,29,19,017	21,99,82,198	11,84,92,875	7,95,038	
							November	21,99,82,198	15,28,45,032	12,85,41,059	8,34,636	
							December	15,28,45,032	6,31,93,705	10,54,85,403	7,07,764	
							January	6,31,93,705	17,50,85,260	8,12,08,162	5,44,873	
							February	17,50,85,260	9,03,77,220	6,33,90,636	4,18,965	
							March	9,03,77,220	24,71,14,427	8,43,97,242	6,23,615	
Sub-Total								16,59,89,013	24,71,14,427	1,36,03,24,097	86,36,974	7.60%
HDFC Bank Ltd.	30310011570	18.07.2022	Sub limit of CC account-30310011605	Secured	1st pari passu charge on all present and future movable and immovable assets including stores & spares 3rd pari passu charge on receivables	Cash Credit	April	3,92,237	4,528	8,11,139	4,700	
							May	4,528	891	56,612	339	
							June	891	7,26,352	4,10,253	2,377	
							July	7,26,352	3,88,637	83,701	501	
							August	3,88,637	4,55,289	74,529	491	
							September	4,55,289	-	4,46,505	2,899	
							October	-	3,72,110	2,62,827	1,763	
							November	3,72,110	1,10,576	3,05,547	1,984	
							December	1,10,576	10,93,068	6,44,855	4,327	
							January	10,93,068	6,13,591	3,24,450	2,177	
							February	6,13,591	10,83,048	8,37,261	5,585	
							March	10,83,048	3,83,677	12,374	91	
Sub-Total								3,92,237	3,83,677	42,70,053	27,234	7.77%



Details of Working Capital (Cash Credit) for FY 2022-23												
Name of Lender	Account No.	Details of Sanction				Nature of Facility	Month	Principal			Interest Amount	Weighted Average Rate of Interest
		Date of Sanction / Agreement	Amount	Secured or Unsecured	Security			Opening Balance	Closing Balance	Weighted Average Balance		
HDFC Bank Ltd.	00990680013119	18.07.2022	Sub limit of CC account-30310011605	Secured	1st pari passu charge on all present and future movable and immovable assets including stores & spares 3rd pari passu charge on receivables	Cash Credit	April May June July August September October November December January February March	2,00,874 19,21,618 42,20,948 7,45,73,918 1,47,96,450 65,47,304 17,96,289 8,89,64,828 28,25,827 42,88,102 81,93,323 32,07,822 4,64,37,197	19,21,618 42,20,948 7,45,73,918 1,47,96,450 2,04,73,311 2,90,31,994 4,35,51,788 85,38,686 1,75,66,589 75,96,488 1,25,08,804 1,58,27,809	3,34,68,472 2,73,94,369 4,37,64,876 5,09,14,090 2,04,73,311 2,90,31,994 4,35,51,788 85,38,686 1,75,66,589 75,96,488 1,25,08,804 1,58,27,809	1,93,934 1,64,028 2,53,596 3,04,857 1,34,841 1,88,509 2,92,215 55,443 1,17,865 50,969 75,807 1,06,198	
Sub-Total								2,00,874	4,64,37,197	31,06,37,276	19,38,262	7.46%
Punjab National Bank	4196008700000025	Original sanction 19.04.2022 & amendment received on 10.08.2022	Rs. 36.25 Crore	Secured	1st pari passu charge on all present and future movable and immovable assets including stores & spares 3rd pari passu charge on receivables	Cash Credit	April May June July August September October November December January February March	- - - - - - - - - - - - -	- - - - - - - - - - - -	- 18,784 6,972 - - - - - 4,325 - - - 46,502	- 406 (275) - - - - 26 - - - 300	
Sub-Total								-	-	76,583	457	7.05%
State Bank of India	10277792370	16.02.2022	Rs. 125 Crore	Secured	1st pari passu charge on all present and future movable and immovable assets including stores & spares 3rd pari passu charge on receivables	Cash Credit	April May June July August September October November December January February March	- - 91,710 - 1,65,194 30,140 - 24,03,420 - - 42,49,305 23,82,24,877	- 91,710 - 1,65,194 30,140 - 24,03,420 - - 42,49,305 23,82,24,877	34,17,119 2,13,39,762 3,02,30,434 2,97,83,886 63,75,549 - 24,74,959 19,41,331 4,08,85,593 24,17,877 6,09,50,243 13,57,35,392	19,941 1,32,307 1,72,788 1,79,601 38,445 - 16,396 12,446 2,70,853 16,018 3,64,699 9,49,289	
Sub-Total								-	-	33,55,52,143	21,72,783	7.79%
Yes Bank Ltd.	381400003702	24.01.2023	Rs. 21.75 Crore	Secured	1st pari passu charge on all present and future movable and immovable assets including stores & spares 3rd pari passu charge on receivables	Cash Credit	April May June July August September October November December January February March	- 58,85,667 83,10,086 - - 1,29,86,563 1,30,462 - 56,62,126 31,17,121 93,88,927 23,65,245	58,85,667 83,10,086 - - 1,29,86,563 1,30,462 - 56,62,126 31,17,121 93,88,927 23,65,245	57,88,277 43,47,508 90,85,615 45,90,907 53,13,846 66,10,455 42,45,780 53,74,459 63,77,089 63,74,575 44,68,089 35,08,070	37,584 29,173 62,355 32,558 37,843 48,628 32,274 39,535 52,266 52,245 33,076 29,795	
Sub-Total								-	-	6,60,64,666	4,87,331	8.86%
Total								1,28,85,85,765	62,21,76,389	4,05,58,76,239	2,56,46,168	7.58%
Other Adjustment											150	
Grand Total								1,28,85,85,765	62,21,76,389	4,05,58,76,239	2,56,46,318	7.58%



TATA Power Delhi Distribution Limited

(in Rs.)

Details of Bill Discounting (Trade Payable) for FY 2022-23																					
S.No	Vendor Name	Bank	Bill Date	Bill Discount Date	Total Period	Maturity date	Period in Current Year	Date	Opening Balance	Received during the year	Repayment	Closing Balance	Rate of interest	Effective Rate of Interest	Rate of stamp duty	Interest chages	Stamp Duty	Other Charges	Total charges	Bill Discounting Charges for FY 21-22	Weighted Average Rate of Interest
1	DVC	PNB	4-Feb-22	5-Mar-22	180	1-Sep-22	154	31-Mar-22	28,98,60,629	-	28,98,60,629	-	6.95%	6.95%	-	99,34,675	-	1,286	99,35,961	85,00,767	
2	DVC	PNB	5-Nov-22	3-Dec-22	180	1-Jun-23	118	31-Mar-23	-	33,06,72,793	-	33,06,72,793	7.75%	7.75%	-	1,26,38,042	-	1,286	1,26,39,329	82,85,782	
									28,98,60,629	33,06,72,793	28,98,60,629	33,06,72,793				2,25,72,718	-	2,572	2,25,75,290	1,67,86,549	7.32%
3	NHPC	Central Bank of India	4 & 20 Sep'21	17-Sep-21	365	16-Sep-22	170	31-Mar-22	20,71,56,351	-	20,71,56,351	-	4.25%	4.30%	0.00050	88,04,145	1,03,578	1,800	89,09,523	41,49,641	
4	NHPC	Central Bank of India	4-Sep-21	18-Oct-21	365	17-Oct-22	201	31-Mar-22	18,23,10,673	-	18,23,10,673	-	4.25%	4.30%	0.00050	77,48,204	91,155	1,800	78,41,159	43,18,008	
									38,94,67,024	0	38,94,67,024	-				1,65,52,349	1,94,734	3,600	1,67,50,682	84,67,649	4.30%
5	CTUIL	HDFC Bank	1-Sep-21	21-Oct-21	364	20-Oct-22	203	31-Mar-22	42,87,00,000	-	42,87,00,000	-	4.50%	4.55%	0.00050	1,92,38,647	2,14,350	-	1,94,52,999	1,08,48,788	
6	CTUIL	HDFC Bank	10-Sep-21	25-Oct-21	365	25-Oct-22	208	31-Mar-22	5,51,00,000	-	5,51,00,000	-	4.50%	4.55%	0.00050	24,79,500	27,550	-	25,07,050	14,28,675	
7	CTUIL	ICICI Bank	1-Sep-22	17-Oct-22	120	14-Feb-23	120	14-Feb-23	-	46,08,00,000	46,08,00,000	-	6.85%	6.92%	0.00024	1,03,77,468	1,10,592	-	1,04,88,060	1,04,88,060	
8	CTUIL	HDFC Bank	2-Jan-23	20-Feb-23	120	20-Jun-23	39	31-Mar-23	-	41,31,00,000	-	41,31,00,000	7.60%	7.67%	0.00024	1,03,21,841	99,144	-	1,04,20,985	33,86,820	
									48,38,00,000	87,39,00,000	94,46,00,000	41,31,00,000				4,24,17,456	4,51,636	-	4,28,69,094	2,61,52,343	5.62%
9	SJVNL	HDFC Bank	3 Sep & 5 Oct	21-Oct-21	365	21-Oct-22	204	31-Mar-22	11,63,90,971	-	11,63,90,971	-	5.25%	5.30%	0.00050	61,10,526	58,195	-	61,68,723	34,47,725	
10	SJVNL	HDFC Bank	5-Feb-22	8-Feb-22	365	8-Feb-23	314	31-Mar-22	5,76,47,025	-	5,76,47,025	-	5.30%	5.30%	-	30,55,292	-	-	30,55,292	26,28,388	
									17,40,37,996	-	17,40,37,996	-				91,65,818	58,195	-	92,24,016	60,76,113	5.30%
									1,33,71,65,649	1,20,45,72,793	1,79,79,65,649	74,37,72,793				9,07,08,341	7,04,565	6,172	9,14,19,082	5,74,82,655	5.71%

